

unable to self-assemble the simple electrifier (about two hours and -\$50), dozens of people are currently custom building them and several companies are providing excellent and reliable combination blood electrification and colloid generators ready to use. Most retail ready-to-use from \$135 to \$200. But this health breakthrough is politically incorrect and may never be FDA approved because of the millions of dollars and years needed to sort through an approval process and the billions invested in treatment facilities, pharmaceuticals, and in clinical, diagnostic equipment. This discovery gives power over diseases *back to the individual*. The only dangers lie in too rapid detoxification avoidable by increasing ozonized water intake for flushing and oxidizing wastes (Erxheimer's syndrome), plus avoiding potentially toxic substances during blood electrification because of vastly enhanced cell absorption due to electroporation. (See J.C. Weaver: Harvard-MIT in *Journal of Cellular Biochemistry*, 51:426-435; 1993).

All drugs, alcohol, tobacco, pharmaceuticals and coffee *must* therefore be discontinued for at least two days before starting and for the duration of blood electrification or magnetic pulsing. This minimizes substances in your blood plasma which may become toxic at -20X their normal levels.

Electrification is now being successfully used underground around the world. One example—cervical cancer alone kills -1/3 of all victims in the third world, and has long been known to be caused by the papilloma virus. Electrification has the potential to eliminate these toxic "fellow travelers" coexisting in our blood and may handle innumerable other diseases previously considered "incurable." Ebola or other possibly genetically engineered biological warfare "designer" plagues may be unleashed someday per some theories of Gulf War Syndrome diseases which are currently immune to all other known countermeasures. Blood electrification, colloids and ozone may be effective against these viruses as well. Unfortunately in today's society, millions of dollars are needed to do the research for more people to be helped.

The most reasonable theory of why electrification is so surprisingly effective for so many conditions lies in the now proven fact that when correctly applied directly into blood (*not* into other body tissue like palms of hands, soles of feet, or organs) the process neutralizes all microbes, pathogens, fungi, parasites, viruses, bacteria, mycotoxins and coexisting foreign life forms and alien invaders and their byproducts. In my opinion, this should never be confused with Royal Rife, Hulda Clark or others' modalities. Effective results are found to require a *minimum* of 27 Volts measurable under load with low impedance output which must deliver up to several milli-amperes measurable current into skin to produce the required 50 to 100 micro-amperes internally through blood after the inevitable series resistance

losses through vessel walls plus several layers of tissue. Electrical currents in blood can be measured with an AC microvolt meter by IR drop using partially insulated hypodermic needles inserted -6 inches apart into the same artery. Clark's "syncro-zap" running at her standard 30 kHz (considered many octaves too high to be effective) actually measures only -2.6V peak to peak under load (~2000 ohms) at palms. The syncro-zapper's current is unmeasurable directly in bloodstream and physically *cannot* produce the essential 50 to 100 uA required internally. Using the syncro-zapper may only mask readouts of parasite presence radionically. Unfortunately the live bugs remain undisturbed and are still there and will still be observed in stool and microscopic blood diagnosis. To function at all, electrification requires cotton-covered salt water saturated stainless steel electrodes never over 3/32" wide and 1" long. Electrodes must be carefully positioned directly over and precisely in line with specific arterial pulse points. This maximizes current into *blood* by not diffusing it into surrounding tissue. Square or round TENS, EKG, EEG, EMG; etc. electrodes work only marginally and should never be substituted. Preferred instrument pulse-repetition rate is -3.9 Hz biphasic with steep rise time and 50% duty cycle. Rate is *not* critical although much higher frequencies and certainly higher harmonics of the essential square wave output are degraded by "skin effect" where currents travel around the outside of body instead of internally. This is demonstrated by lighting a bulb in one hand while touching a Tesla coil with the other and not getting shocked.

Careful electrification causes no known harmful side effects to healthy cells or tissue. Blood electrified for 18-24 hours a day for three months were observed to live for well over a month when sealed under cover slips on microscope slides while the average life of "normal" drawn blood is under 4 days. This strongly suggests that even aging bodies may easily and rapidly be made impervious to many hostile, toxic, infectious, antibiotic-resistant and even yet undiscovered invaders.

Like all revolutionary ideas, this incredible breakthrough barely survived initial ridicule and rejection because it is too startling, effective, inexpensive, simple and foolproof to be generally believable. Almost universally, people simply refuse to take responsibility for their own health. They think the "Doctor" should know what's "best" for them. So acceptance of blood electrification, through word of mouth, is just now emerging to enthusiastic acceptance from those who've actually experienced the results. Being profit-motivated, the establishment *must* resist anything like this. But we now have our "hundredth monkey." Skeptics have only to use this technology to directly enjoy immensely better health. ***Take back your power!*** This works! The writer is a researcher, not a practitioner. **I have nothing to gain from this!**

Blood Electrification The Easy In-Vivo Way

Revision May 1998 Informational use only. Not intended as medical advice. Copyright © 1997/99 Robert C. Beck

Several years of experimentation and many reports of successes have resulted in simple, fast, proven ways to implement this most important step in self-healing.

Electrify two hours daily for a minimum of four weeks.

1. Build or purchase a ready-to-use device, or put finishing touches on a nearly-completed kit.
2. Prepare and label a sea-salt-in-water solution for electrode wetting. Use 1/8 teaspoon of sea salt in a 2 ounce dropper bottle. Greater salt concentration can cause osmotic skin burns, irritation and rash. Add water and few drops of colloidal silver. Let salt dissolve. Filter through paper towel to clarify this storable conductive interface between cotton covered electrodes and skin. NEVER let bare metal electrode or any small area of metal touch skin directly, or it will burn. Use natural salt only, not table salt containing iodine for goiter and aluminum and silicates to insure easy pouring.
3. For best electrical conductance scrub skin at electrode locations with soap and water to eliminate skin oils, grime, dead skin cells, etc. Rinse and dry. With fingertip rub a drop of salt water into skin at each electrode site.
4. Referring to illustrations on page 19, carefully feel for pulses and trace a line about 1 inch long at each wrist site precisely on top and in line (parallel) with located blood paths. Pulses on Ulnar location opposite thumb are harder to feel. Never place electrodes over new lesions, cuts, abrasions, or sunburn. Muscle twitching in palm and fingers is normal and experienced occasionally.
5. Dip into bottle to saturate initially. Position wet electrodes not over $\frac{3}{32}$ " wide $1\frac{1}{4}$ " long to wrist precisely over traced pulse paths. Slide each from forearm side underneath a snug 1" wide stretch elastic band with Velcro® retaining overlapped ends. One electrode positions on radial (thumb) side, the second on other (ulnar) inside of same wrist. Current is confined to blood in lower forearm. Very little electrification is detectable elsewhere thus making it safer for heart-pacer users. The wrist electrode placements are more convenient and faster than any other positions.
6. Put larger units in pocket and run electrode cord down sleeve or strap the smaller electrifier—single battery units—with stretch-band to forearm. Plug in electrodes, turn on and advance slowly to comfortable level. I prefer the small, convenient, unobtrusive unit that uses one instead of the three 9V battery units. Neither interferes with normal activities.
7. Re-adjust power occasionally to maximum comfortable level. You can now even sleep with it on without fear. When the treatment (about two hours per session daily for a month or more but only after detoxifying) is done, turn it off and put it aside until tomorrow. When red and green LED's flash alternately with electrodes unplugged you know it's working properly. Blood cleansing can be speeded with heat. Example: wrapping forearm with electrodes in heating pad set to high.
8. Keep electrodes wet by re-moistening with drops of salt water occasionally using eye dropper. When finished, rinse wrists. Wash electrodes periodically with soap, water and soft toothbrush to eliminate skin oils and soil. Soaking overnight will dissolve caked salt. Discoloration at ends is normal. When frayed or worn, discard old covers and re-wrap stainless rods with 3 turns of 100% cotton flannel. Wrap tightly with a few turns of thread to end, spiral back to beginning and tie. Electrodes should last for months, but wire leads break and must be replaced eventually.
[Editor's Note: If skin is particularly sensitive, try using conductive gel on the electrodes or reduce the amount of salt in the water to minimize skin irritation. Apply a healing salve after each session.]

What's inside the box?

Preferred electrifiers must generate a 3.9 Hz (not critical) biphasic sharp-rise-time square wave, $\pm 27V$ peak adjustable output, 50% duty cycle, capable of delivering several milliamperes into a low resistance load at skin surface (—S 2000W impedance) which after losses in tissue resistance delivers the necessary 50 to 100 microamperes through flowing blood.

Precautions:

Badly debilitated patients such as full—blown AIDS victims should begin at less than 20 minutes every second day and flush by drinking lots of pure water, preferably ozonized because their systems will go into rapid detoxification causing physical problems called Herxheimer's syndrome.

Users taking ANY medications should minimize such presence in blood for at least two days before starting and avoid irritants including coffee, tea, alcohol, tobacco, recreational drugs, etc., during the several weeks of recovery. "Electroporation" is shown to increase dosage levels up to 20X of anything drunk, shot, or ingested thus causing problems. This documented by J.C. Weaver, Harvard-MIT *Jr. Cellular Biochemistry*, 51: 426-435; 1993. Patients needing essential medications should take them immediately **after** turning off electrification and wait 24 hours before next blood cleansing. This lets their residues decay to minimum levels in plasma before re—electrifying.

If detoxing becomes disturbing, proceed even more slowly. Symptoms may include fever, giddiness, dizziness, headaches, light—headed, vagueness, nausea, skin rashes, eruptions, itching, boils, coughing, kidney and liver discomfort, aches, general malaise, inflammations, frequent urination, and sluggishness. Use caution when detoxing patients with impaired liver or kidney function. But remember it's far better to force wastes *out* of your system than leaving them stored where they may have been hiding for years.

Treat slowly if initial discomfort occurs. Electrification will profoundly affect your health and provoke your deepest mind—sets such as everyone's unconscious conflicting death wishes. This generally causes noticeable anxiety and depression.

RECOMMENDED SUPPLIER

For Electronic Parts: Check your local electronics supply store.

For Complete Units:

Robert (Bob) C. Beck, D.Sc. worked closely with Russ Torlage of SOTA Instruments Inc. in the years preceding his passing. He recommended SOTA as a supplier for The Beck Protocol units.

Contact SOTA at: 1-800-224-0242,250-770-2023 Fax: 250-770-1999 or

Write: PO Box 20019, Penticton, BC V2A 8K3

Making Your Own Ionic/Colloidal Silver

Currently Preferred Silver Colloid Making Apparatus, Means and Method

Published for Information and Educational Purposes Only, Not Medical Advice.

Copyright ©1993/1998 Robert C. Beck, D.Sc. Revision 28 February 1997

To easily and rapidly make unlimited quantities of good quality silver colloid concentrate for –1 0 per gallon (plus water costs) you'll need three 9V type MN 1604 regular alkaline transistor radio batteries, three battery snap–on lead connectors, 2 insulated alligator clips, 1 "grain–of–wheat" 24 volt 40 mA sub miniature incandescent bulb, a foot of 3/32" heat–shrink insulation tubing, 10" pure silver wire, and a foot of 2–conductor stranded insulated wire for clip–leads. This should cost under \$20 maximum for everything and take about 35 minutes to assemble from scratch. This design is idiot proof and simple to use. It makes an odorless, tasteless, colorless, fast and powerful antiseptic and one of the most remarkable healing agents known. Using a heat method, the entire colloid making process takes about fifteen minutes per 16 oz batch for –3-5 ppm laboratory tested concentration at room temperature when using the salt method.

Use three snap–on connector clips for the batteries. Solder them in series (red to black) to provide 27 volts. Connect a 24V incandescent lamp in series with either (positive or negative) output lead. Solder a red insulated alligator clip to the positive (anode) and a black insulated clip to the negative (cathode) 2–conductor lead wires. Insulation is shrunk over soldered connections using a heat gun or match. Use ONLY pure silver (.999 fine) or better .9999 electrodes, #14 gauge (AWG) is the preferred size. Pure silver is sometimes available at electroplating supply companies, foundries, precious metals dealers, etc. *Do NOT use Sterling silver* (.9275 or other) since Sterling contains copper and nickel. Nickel can be toxic. **WARNING!** Sterling is sometimes passed off for electrodes with commercial colloid makers through ignorance or by entrepreneurs who are trying to cut corners and save money. Discard them as hazardous. Use only triple distilled or de–ionized water for injectable colloid. Single distilled water makes the best transparent ionic/colloids. Tap water is only suitable for external applications as it contains chlorine which produces

some AgCl. This gives a milky appearance as will any salt (NaCl) which should be avoided.

Bend top ends of silver electrode wires to clip over rim of plastic or glass container. Leave about 4 inches of bare electrodes submerged in the working solution (water.) Spacing between electrodes is not critical. There is no on–off switch, so process starts immediately when alligator clips are both attached to submerged wires, however most commercial colloid makers do have switches which must be on when using. Process stops when either or both clips are disconnected. Yield depends on water conductivity, surface area of electrodes, amount of current, and time. If bulb glows visibly, proceed and let current flow for about 10-15 minutes with heat method, then remove clips, stir, and you're done. If bulb doesn't light or you see only a faint reddish glow, proceed longer. Fifteen minutes activation of –16 oz of water brought to a boil, gives –3-5 ppm (parts per million) strength. Ionic/Colloidal silver should be clear. Pale yellow indicates a higher ppm. Any darker color should be discarded as too many impurities are present.

The preferred method for making ionic/colloidal silver is to heat the water. Bring 2 cups of distilled water to the boil in a non–metal container. Cover the silver wires about 75% and let the unit run for 15 to 20 minutes to produce 3 to 5 ppm. Overdosing with any amount is considered unlikely for electrically produced ionic/colloidal silver, but silver PROTEINS can be harmful, toxic, and stain skin (Argyria).

The 24V, 40 mA miniature bulb acts as an ideal ballast, current drain indicator, current limiter, and battery condition check for the apparatus. I found aircraft "grain–of–wheat" lamps (Precision Lamp, Inc. part #10238) in surplus for 500 each. You can momentarily short–circuit clip–leads together without harm; the bulb will simply light brightly. Also the visual brightness while operating gives an accurate indication of water conductivity.

Make and store colloids only in electrically non-conductive containers such as dark brown glass, never in metal. Suggested adult dosage of ionic/colloidal silver can be one to several oz. solution straight or added to 6 to 8 oz. of water taken not more than three times in 24 hours. Consult your health professional. An 8 ounce glass may be ingested directly with no harm or side effects according to some sources.

Clean electrode wires after each use to remove dark oxide occurring on anode because the oxygen (produced electrolytically) oxidizes silver. Cut a small piece of 1/4" thick nylon Scotchbright™ kitchen scouring pad to polish the silver wires, then wipe with paper napkin to make silver ready for next use. A fresh set of 3 alkaline batteries will make hundreds of 8 oz. batches of three—minute silver colloid before battery replacement becomes necessary. Periodically check batteries by momentarily short—circuiting tips of alligator clips together to observe whiteness and intensity of light. When bulb appears significantly dimmer or looks yellowish after time, replace all three alkaline batteries. Pry snap connectors off, tape 3 new cells together, and replace snap—on clips. Be VERY careful not to crush or damage the fragile little in—series lamp.

Store in a dark brown container. **KEEP AWAY FROM LIGHT** as even room light will degrade colloids rapidly by turning solution gray or black just as exposure to light darkens the silver in camera film. Light can also neutralize positive charges on silver ions that help keep particles in suspension. Keep colloids cool but do not refrigerate or let freeze.

After evaluating many different instruments and methods, this paper describes what is easily the best performing, least expensive, simplest and most convenient method for producing good quality silver colloids presently disclosed. It has been fully tested and found to work much better than expensive,

dangerous and complex devices. However it does not work with metals such as gold, which require much longer times. This stand alone appliance works all by itself, and never requires high voltage, ignition coils, transformers, underwater sparking, or "plugging in." It goes in your pocket and will work anywhere. It is essential for sterilizing local drinking water when traveling. (See accompanying suggested uses.) You can make any desired concentration in parts per million by electrolyzing at higher temperatures. There is no heat or waste, and it cannot shock you. Filtering is generally unnecessary. Don't add preservatives, minerals, EDTA, proteins, gelatin, coloring (some makers add yellow dye to make it appear "golden" and even honey to slow precipitation), or any other substances. If purchased at market prices, commercial colloids could cost up to \$60 for 8 oz. of generally vastly inferior products. Some available colloids on today's market when evaluated prove to be practically worthless. (At a recent health expo, in my opinion, out of eight brands tested only **two** were found to be adequate in quality, suspension and concentration. Many contained additives such as EDTA, coloring and gelatin for suspension.)

This paper describes an easy way for anyone to make his own for only a small fraction of a penny. It seems ridiculous to buy it for high prices. You can now afford to use colloids universally, such as in laundry water for sterilization, as a disinfectant spray, rinse for fruit and vegetables, fungicide, bactericide, plant spray, pet health assurance, and hundreds of other applications. Side effects or overdosing are claimed unknown, and resistant strains of disease—causing pathogens never develop.

Most users ingest lactobacillus acidophilus, bulgaricus, yogurt, etc. to replenish friendly intestinal flora.

A Few Unique Plus Traditional Uses For Silver Colloid

For information and educational purposes only, not medical advice

Copyright © 1995/1998 Robert C. Beck. Revision 28 February 1997

When you control a source of penny—per—gallon make—it—yourself silver colloid (see attached how to page) you can use it for hundreds of health improvement applications. A few are suggested here. You can use most purified water to make colloid for industrial and external uses but distilled or de-ionized water should be used for internal applications.

Add to suspected drinking water when traveling or camping. Colloid sprayed burns heal rapidly without scarring. Safely sterilize anything from toothbrushes to surgical instruments. Use topically on cuts, wounds, abrasion, rashes, sunburn, razor nicks, bandages. Spray on garbage to prevent decay odors. Mist kitchen sponges, towels, cutting boards to eliminate E. Coli 0157:H7 and salmonella bacteria to prevent food poisoning, gastrointestinal inflammation, and genital tract infections.

Add when canning, preserving, bottling. Use like peroxide on zits and acne. Add to juices. Milk will delay spoiling, fermenting, deteriorating, clabbering or curdling. Spray in shoes, between toes, between legs to stop most skin itch, athlete's foot, fungi, jock itch. Diminish dandruff, psoriasis, skin rashes, etc. Add to bath water, gargle, douches, colon irrigation, nasal spray and dental water-pic solutions. Cuts downtime dramatically with colds, flu, pneumonia, staph, strep, respiratory infections and rhino viruses. Skin itch, eye and ear infections, some moles and warts vanish when colloid is sprayed on body after bathing. Use with Q-tip on fingernail, toenail, and ear fungi. Neutralize tooth decay and bad breath. Colloid stops halitosis by eliminating bacteria deep in throat and on back of tongue. Unlike pharmaceutical antibiotics, silver colloid never permits strain-resistant pathogens to evolve.

Put a few drops on Band-Aids and bandages to shorten healing times. Health professionals might consider IV and IM injections. Toothaches, mouth sores, bacterial irritations are diminished. Soak dentures. Spray refrigerator, freezer, and food storage bin interiors. Stop mildew and wood rot.

Mix in postage stamp, envelope and tape moistening wells, paint and paste pots to prevent bacterial growth, odors, spoiling or souring. Add to water based paints, wallpaper paste, dishwater, cleaning and mopping solutions, etc. Spray pet bedding and let dry.

Spray on top of contents of opened jam, jelly, and condiment containers and inside lids before replacing. Mix a little in pet water, birdbaths, cut flower vases. Always add to swamp cooler water. Spray air conditioner filters after cleaning. Swab air ducts and vents to prevent breeding sites for germs. Use routinely in laundry final rinse water and always before packing away seasonal clothes. Damp clothes or towels and washcloths will not sour or mildew. Eliminate unwanted microorganisms in planter soils and hydroponics systems. Spray plant foliage to stop fungi, molds, rot and most plant diseases.

Treat pools, fountains, humidifiers, Jacuzzis, hot tubs, baths, dishwashers, recirculating cooling tower water, gymnasium foot dips, and bath and shower mats. Spray watch bands and gloves and under fingernails periodically. Treat shower stalls, tubs, fonts, animal watering troughs, shavers to avoid trading germs. Rinse fruit and vegetables before storing or using. Put in cooking water. Human and animal shampoos become disinfectants. Prevent carpets, drapes, wallpaper from mildewing. Wipe telephone mouthpieces, pipe stems, headphones, hearing aids, eyeglass frames, hairbrushes, combs, loofas. Excellent for diapers and diaper rash.

Do toilet seats, bowls, tile floors, sinks, urinals, doorknobs. Kill persistent odors. Rinse invalid's pillowcases, sheets, towels and bedclothes.

There are literally thousands of other essential uses for this ridiculously inexpensive, odorless, tasteless, colorless, totally benign and easily produced powerful non-toxic disinfectant and healing agent. You'll find that a spray or misting bottle of silver colloid solution may be the most useful health enhancement tool in your environment.

Banishing Disease With Three 9-Volt Batteries

Part Two: Homemade Colloidal Silver Vindicated

by Mark Metcalf

We used to think, and some still do, that life came from a chemical soup. Now we know that unless there is an electrical charge there is no life. Life then, is electrical. And when electrical systems go, although the chemistry is still there, the life does not exist.

Dr. Valerie Hunt, Prof Emeritus
Dept of Physiological Sciences, UCLA

In a past issue (Nov/Dec 1995) I wrote of a "hospital" that was safer than and in many ways superior to all others in its ability to promote wellness. This "hospital" was essentially cost free to operate and portable as a deck of cards. The hospital I wrote of was a colloidal silver generator. With it you can make virtually unlimited amounts of the highest quality colloidal silver for the price of water.

Currently, we the people of the United States are spending \$3,700 per person per year to treat our diseases—the highest amount in the world. Ironically, our health problems are getting worse. Absurd as it may seem, the third leading cause of disease and death in the United States is now infectious disease. These deaths are completely preventable.

With the simple act of wiring together three 9 volt batteries, something very profound begins to happen: Ordinary people are able not only to heal themselves, but find themselves endowed with the power to heal others and to protect the health of entire communities. These everyday people find their new found power even encompasses the ability to heal animals, plants and trees. They're also able to grow more nutritious food and to store food for longer periods of time.

The multi-billion dollar managed care of "incurable diseases" industry begins to crumble. The deadly, mutagenic vaccine industry begin to crumble. The cold and flu industry which buys all those primetime TV ads begins to crumble. Don't expect these industries to take their loss of power lying down.

These cartels will do their best to frighten people away from making it themselves, sometimes buying off colloidal silver manufacturers act as the cartel's agents. These cartels can also be expected to aggressively market their own substitute products, just as they did with antibiotics in the 1940's when colloidal silver was originally suppressed.

One of the most effective flimflam ploys is to trot out an "expert" who confirms that the product he or she is selling is absolutely essential for your well being. This "authority" will go on to mention that in the course of their studies of competing products, they discovered that these competing products will very likely cause you harm. Actually, the expert is used as a shill to

usurp your freedom of choice and dictate what you should regard as "health" and health-promoting practices. Similar ploys have been used by colloidal silver manufacturers which has resulted in confusion and fear among those most interested in using silver. We can best avoid manipulation by coming to a deeper understanding about *different* types of colloidal -silver, production methods, issues of safety and usefulness.

First some basics. A colloid consists of minute particles that float within a liquid despite the pull of gravity. To stay in suspension for any length of time, these particles must be smaller than 1 micron (1/1000 of an inch). When fresh produce is processed through a juicer, a colloid results in the form of a glass of juice. Drinking fresh juices makes it possible to consume far more nutrients than by eating. Because juice is considered a predigested food, the body can process large amounts with minimal effort and correspondingly better health results. As a juice colloid sits, the larger particles begin to fall out of suspension and settle to the bottom of the container. To evenly redistribute the contents, it is common to shake up a bottle of juice before drinking.

In the case of colloidal silver, silver particles are pulled off a pure silver electrode that is immersed in water by applying a low voltage electric current giving each particle an electric charge. This charge, though long lasting, is not permanent, and both daylight and time will cause a colloid to lose its charge. This loss is referred to as "falling out" or "plating out"

Note, while colloidal silver is light sensitive, it is not nearly so light sensitive as camera film. If taken to the beach under midday California summer sun, colloidal silver can be expected to oxidize in about 10 minutes. Indoors, under ambient and artificial light, this would take about three days. This only means that colloidal silver should be stored in tinted or opaque containers.

Many colloidal silver manufacturers claim that if the silver particles are "too large," the resulting brew will be injurious to the public health. The truth can be found in many science textbooks. When current is applied to silver in solution, metallic silver will always be the same size, 1.26 angstroms (0.0001 microns).² This particle is so small that the next stop on the road to smallness is the atom itself.

Colloids are by nature the smallest particles matter can be divided into while still retaining individual characteristics. Reducing a piece of metallic silver into a cloud of microscopic particles greatly extends its total surface area, and its healing properties, while deepening penetration into the body.

Because the silver particles are charged, they strive to combine with other elements in the solution. Trace elements exist even in distilled water, and when the charged silver particles combine with a specific trace element, the solution will turn one of a number of colors, like gray, yellow, green or brown. Whatever element the silver chooses is largely irrelevant: Once in the body, the silver releases its bond in search of stronger attachments in an effort to stabilize its charge. Therefore, once the silver colloid has entered the body, the original silver particles measuring 1.26 angstroms (about the size of 15 atoms) quickly pass through the stomach lining and into the blood stream where they circulate for about a week before elimination.

Yellow Colloidal Silver

The real reason that yellow colloidal silver is favored by most manufacturers is not because it is more effective than other types, but because it has a longer shelf life before falling out of solution. This stability in solution doesn't automatically -translate into a smaller combined particle size between the silver ion and the trace element it has attached itself to. It may be simply that the trace element which the silver has combined with is more water soluble. In either case, it's a moot point. Simply put, the most effective colloidal silver is not a question of color, but of freshness and highest concentration density.'

A disadvantage of the yellow colloidal silver is its bitter taste—unlike the silver colored colloid. Also, the yellow solution is more difficult to make. When using a 27 volt generator, it is helpful to reduce the water volume to mitigate the much longer activation time that the yellow solution requires. I couldn't find any medical evidence that the yellow colloid is more effective than a silver colored colloid. People can always create and compare the effects of the yellow and silver solutions for themselves.

To make the yellow solution, use a tall, narrow glass with 6 to 8 ounces of distilled water. Use no saline solution. The water will not gain conductivity as it does when a saline solution is added, so the process will take about 45 minutes. It will produce a concentration of approximately 10 ppm. Keep an eye on the color of your solution, or it will eventually turn murky brown and then black. If this happens, just throw it out and start over.

Making High Concentrations of Colloidal Silver

Extending the process time to make higher concentrations of colloidal silver can be both inefficient and costly for replacing batteries. A smart chemist knows you should always heat the water first to create high concentrations. With this in mind, fifteen minutes of process time should be sufficient to create any desired potency.

For every 10 degrees that the water is heated above room temperature (72 degrees), the ppm figure doubles: If 5 ppm resulted after seven minutes of activation with 16 ounces of water at 72 degrees, 82 degrees would yield 10 ppm, 92 degrees would deliver 20 ppm, etc.

There is no need to boil the water as there is ample leeway between 72 and 212 degrees (boiling). For heating purposes, do not use a teapot because of the pot's calcification. Use something cleaner, like a stainless steel cooking pot before pouring water into a glass.

The body's ability to process the tiny atoms of colloidal silver makes silver build up in the body impossible. The Environmental Protection Agency's Poison Control Center reports a "No Toxicity" listing for colloidal silver. In fact, it appears that harmlessness is one of the attributes of the colloidal physiology, regardless of content. For example, when examining a bottle of colloidal minerals from a local health food store, I noticed arsenic, nickel and lead among the 65 trace minerals on the ingredients list: If the particles are small enough, you can even drink arsenic!⁴

Since the body has a vital need for silver—to maintain the immune system and to production of new, healthy cells, and due to the harmonious nature of colloids entering the body (our blood is also a colloid) it stands to reason that colloidal silver may well be the safest medicine on earth.

Just to prove a point to myself, I made a 16 ounce solution of well over 250 ppm and drank it. I repeated this procedure four days in a row. I easily drank the equivalent of fifty 16 ounce glasses of a 5 ppm solution! I did not eat yogurt, acidophilus, or compensate for friendly bacteria loss in any way. The only side effect was that I seemed to feel better! This makes sense according to Capitol Drugs pharmacist, Ron Barnes, R.Ph.: "*Many strains of pathogenic microbes—viruses, fungi, bacteria or any other single celled pathogen—resistant to other antibiotics are killed on contact by colloidal silver and are unable to mutate. However, it does not harm tissue cell enzymes or friendly bacteria.*"

My next experiment was a little different. I cut two flowers in the back yard and left one on a shelf without water for 24 hours. When I picked it up the next day it was completely limp. I made a fresh cut at the bottom of the stem and placed it in a glass of high concentrate colloidal silver. Each day it got better. On the third day, the stem had become firm again, as if it had just been cut. Not a single petal was lost. The second flower that was cut had been placed immediately in ordinary water. Many of its petals had already fallen. Though the flower was in water from the start, it was already dying.

It's as if there is something in silver that is tied to the very core of the life process itself. The noted bio-medical researcher from Syracuse University, and author of *The Body Electric* and *Cross Currents*, Dr. Robert O. Becker, MD, agrees. Writing about his experience with older patients, Dr. Becker wrote, *Silver did more than kill disease causing organisms. It promoted major growth of bone and accelerated the healing of injured tissues by over 50 percent.*

He also discovered that silver "*profoundly stimulates healing in skin and other soft tissues in a way unlike any known natural process...*"

Dr. Becker discovered that the silver was promoting a new kind of cell growth which looks like the cells of children!

"*These cells grew fast,*" he wrote "*producing a diverse and surprising assortment of primitive cell forms able to multiply at a great rate, then differentiate into the specific cells of an organ or tissue that had been injured, even in patients over 50 years old*"⁵

The healing properties of silver are so all-encompassing that we see researchers expressing amazement time and time again.

Alfred Searle, founder of the pharmaceutical conglomerate, wrote in 1919 that *"applying colloidal silver to human subjects has been done in a large number of cases with astonishingly successful results. For internal administration, orally or hypodermically, it has the advantage of being rapidly fatal to parasites without toxic action on its host. It is quite stable. It protects rabbits from ten times the lethal dose of tetanus or diphtheria toxin."*⁶

I received a call from a man with a Ph.D. in computer science who had read my original article, made some colloidal silver and applied it with a dropper to a chronic eye infection. He said the infection went away almost immediately. In the course of our conversation he mentioned in passing that colloidal silver also got rid of the plaque on his teeth. I had been wondering what happened to the plaque on my own teeth but had not put the two together.

The power of silver still reigns over the world in many modern-day applications: Physicians use silver compounds in 70 percent of all the burn centers in the United States. British Airlines, Swissair, Scandinavian Airlines, Lufthansa, Olympic, Air France, Canadian Pacific Airlines, Alitalia, KLM, Japan Airlines and Pan Am all use silver water filters to curtail waterborne diseases. In fact, NASA uses a silver water purification system on the space shuttle as do the Soviets. Japanese firms even remove cyanide and nitric oxide from the air with silver.

So, how do you frighten people away from the safest and most powerful medicine on earth? You tell them that the bogeyman will get them. If they're too sophisticated for that, tell them they will get a strange, archaic disease like argyria. Actually, there is no record of anyone ever contracting argyria from colloidal silver made **by the electrolytic method.**' (Argyria is a harmless and infrequent cosmetic condition in which some body parts take on a slight bluish cast due to the presence of chemical compounds of which silver is only a component. Argyria did not seem to bother the royal, "blue blood" families of Europe, who stayed healthy through the plagues of the Middle Ages by ingesting large amounts of silver.)

Surviving With Colloidal Silver

Were I to end up in the midst of a calamity, I would need only water to have one of the most powerful medical resources in the world at my disposal. (Technically, colloidal silver can be made in a variety of common liquids, including beer and soup, but I'm not recommending anyone do this in the normal course of events.)

In a remarkable clinical trial with 14 elderly patients, Dr. Robert O. Becker inserted a pair of silver electrode wires directly into each wound, using the body's own juices for the liquid solution and applying current from the external ends. (The voltage used for colloidal silver production is too low to cause sensation.) With this technique, Dr. Becker was able to heal infections inside broken bones—one of the worst kinds of infections to control—as well as heal actual bone fractures and breaks which had previously failed to heal.'

In some cases he left the silver surgically implanted in the body. In others, he sewed the wound up around the protruding electrode. Once the wound had healed, "The implanted silver wire was easily withdrawn from the wound manually without the need for surgery or anesthesia."

Regarding the ability of metallic silver to control infection, Dr. Becker said, *"All of the organisms that we tested were sensitive to the electrically generated silver ion, including some that were resistant to all known antibiotics."* Concerning the safety of inserting it into the body, he added: *"In no case were any undesirable side effects of the silver treatment apparent."* Under emergency conditions it would be good to remember that silver coins from 1964 or earlier contain 90 percent silver, nine percent copper and one percent zinc, all of which are known to have beneficial properties if used in a colloidal state. The coins would have to be scoured until they were clean and shiny before using. This is mentioned purely as an intellectual consideration and is not a recommendation that anyone undertake any such action under normal conditions. Silver electrode wire is much easier to use.

What Doesn't Colloidal Silver Do?

It doesn't interact with any other medications or upset the stomach, and, in fact, is a digestive aid. It does not sting in the eyes. Medical journal reports and documented studies spanning the past hundred years indicate no known side effects from oral or I.V. administration of colloidal silver in animal or human testing. Colloidal silver has been used with good results under the most demanding health care circumstances.⁹ Without overstating the case, it may be time to recognize colloidal silver as not only the safest medicine on Earth, but also the most powerful!

References:

1. "Plating out" is when the metallic particles of a colloid fall out of suspension by either attaching themselves to the sides of the storage container or simply by settling to the bottom. This creates two problems: (1) When ingesting colloidal silver, less silver will enter the body because it's attached to the sides of the container. (2) Silver particles that enter the body without their electrical charge will have more difficulty in penetrating the stomach wall or in attaching themselves to the cells of the body. Plastic containers build up an electrical charge which can cause plating out, therefore, either non-reactive plastic containers, such as hydrogen peroxide bottles or tinted glass bottles, should be used for storage.
2. CRC *Handbook of Chemistry and Physics*, 56th edition, 1975 76, page F209.
3. "Use of Colloids in Health and Disease " Dr. Henry Crooks found that silver in the colloidal state is highly germicidal, quite harmless to humans and absolutely nontoxic. Rather than in a chemical compound, silver in the colloidal state may be applied in a much more concentrated form with correspondingly better results.
4. Ameriflax (brand) "minerALL 72" colloidal minerals product contains seven major and 65 trace minerals including arsenic, nickel, lead and iodine.
5. Treatment of Orthopedic Infections with Electrically Generated Silver Ions, *The Journal of Bone and Joint Surgery*, American Volume, October 1978, Vol. 60-A, No. 7.
6. "Colloidal Preparations of Silver in Pharmacy," *British Medical Journal*. 1919
7. After extensive studies, Sir Malcolm Morris concluded, "Colloidal silver is free from the drawbacks of other preparations of silver, viz. the pain caused and the discoloration of the skin; indeed, instead of producing irritation it has a distinctly soothing effect.'
8. Becker. op. cit. "To qualify for this study, patients had to have a long standing infection involving bone and to have had standard treatment with antibiotics and wound care without success."
9. "Silver aids the developing fetus in growth, health, and eases the delivery and recovery" (from "Report Colloidal Silver," *Health Consciousness*, Vol. 15, No.4).

FORM OF COLLOIDAL SILVER USED BY SOVIETS AS ANTIDOTE FOR GERM WARFARE

"The Israelis were not paranoid. The threat of another 'final solution' was, in fact, increasing every year. As American intelligence reports now confirm, the Soviet Union had taken the Nazi human experiments and developed new forms of toxic warfare. By the mid-1950's the Soviets had produced enough Nazi nerve gas to poison the population of the world several times over. Huge stockpiles of anthrax, plague, and 'designer bacteria' were in place in each Soviet city. In the event of war, barriers of poison ground would isolate Soviet cities from invaders. More frightening, the Soviets had developed new offensive systems of germ warfare for genocide.

"There is little defense against this kind of attack, and what few antidotes exist are withheld from the public as military secrets. One of the best examples of this is Movidyn, a substance that the Soviets discovered in their satellite state of Czechoslovakia way back in the 1950's. Movidyn is a form of colloidal silver, odorless, tasteless, and cheaper to

produce than chlorine disinfectants. One part per billion of powdered Movidyn in water has a germicidal effect. In a study of infected wells, it completely destroyed typhus, malaria, cholera, and amoebic dysentery. Drinking containers washed in Movidyn retained their germ—fighting abilities for several weeks.

"Movidyn seems to be a cost—effective prophylactic for most of the water—born diseases that infect the Third World. To the astonishment of the Soviet military, Movidyn also disinfected every germ warfare bacteria in the Soviet arsenal, even their newest designer poisons. In other words, Movidyn was too good. The Czech factory was disassembled and carted back to the Soviet Union. To this day, the Movidyn formula seems to have been suppressed from the world, but then so have reports of germ warfare experiments that went wrong. Every country, including the United States, has a few skeletons in its closet when it comes to research on weapons of genocide."

Excerpt from: *The Secret War Against the Jews* © 1994 by Mark Aarons, St.Martin's Press, 175 Fifth Ave., New York, NY 10010, pages 293-294. ISBN 0-312-11057—X.

Magnetic Pulse

Generator



SUGGESTIONS FOR ACQUIRING AND USING AN INDUCTIVELY COUPLED MAGNETIC PULSE GENERATOR FOR THEORETICAL LYMPH AND TISSUE HIV NEUTRALIZATION

Revision January 15, 1997. Copyright 1991/1999 Robert C. Beck, D.Sc.

HOW TO BUILD YOUR OWN

Note: These data are for informational and instructional purposes only and are not to be construed as medical advice. Consult with your licensed health practitioner.

In keeping with do-it-yourself inexpensive hypothetical approaches to self-help, the simplest and most rapid means for obtaining a capacitor-discharge theoretical magnetic pulse **lymph and tissue pathogen neutralizer** would be to find and modify a used functioning portable battery *and* ac powered electronic flash (strobe light) for cameras. These are acquired at swap meets, yard sales, pawn shops, or in junk boxes at used camera stores. Or purchase a new Vivitar (brand) model 1900 (\$22) carried at some professional camera stores. This compact, light weight, inexpensive, rapid recharging flash is only 17.5 Watt-seconds (Joules; calculated as $1/2 CV^2$ where C is in microFarads, mF or mfd., and V is in Volts) power but is readily available and easily modified. It works well enough for casual use but runs on batteries only so has greater operating expense than an AC/DC unit.

California swap meet prices for *used* strobes range from \$4.00 to about \$18.00. One Sunday the writer found a dozen ac/dc strobes, all in good working condition. Carry four AA batteries with you so you can test flash units before purchasing. Almost any brand or model of comparable output power (17 to 35 watt-seconds) should work. **Preferably select one with 115Vac as well as battery operating (dc) capability.**

First wind the applicator coil. Junk VHS videocassette reels are cheap, plentiful and adequate for this application. Remove 5 screws from shell, remove reels and discard shell. Be SURE alternative spools (if used) are non-conductive (plastic) or system will not work. Avoid shorter length VHS tape reels which may have center hubs larger than 1" dia. and won't hold sufficient wire. Drill 1/4" holes through hub and through center of flange(s). Make two 4" discs from 1/4" thick plastic, metal, plywood or *stiff* fiberboard, drill 1/4" center holes and another 1/4" hole off-center so coil's inside lead wire can be pulled through. These "stiffeners" must sandwich reel's flanges tightly so they won't warp or split as wire pressure builds up while winding progresses. A 2" (or longer) 1/4-20 machine nut and bolt with washers through

centers will clamp flange stiffeners and reel and also provide a shaft to hold in a variable speed drill motor or similar winding device if used. Remove bolt and stiffeners when finished.

Specifications: Completely fill tape spool with #14 or 16 enameled copper magnet wire (130 to 160 turns) wound into the 1" dia. hub and 3-1/2" OD spool with a gap width for wire of 5/8". Scrape enamel insulation 1/2" from ends and tin. Pull inside end of magnet wire through hub and stiffener and to outside. About 1-1/2" should fill spool. Remove bolt, stiffeners, and finished coil. Now solder ends of 4 ft. of *heavy* two-wire extension cord to each side of coil. A #14 finished coil weighs -1 lb. 3 oz., has 0.935 millihenry inductance, 0.34W resistance, and takes -20 minutes to hand wind or -3 minutes with drill motor. An excellent alternative is an AMS brand air-core crossover inductor for home audio, MCM Electronics, Centerville, OH 45459, (800) 543-4330 catalog #50-940, 16 gauge, 0.58W, 2.5mH, 2-7/8" dia. \$10.65.

Strobe modification consists simply of wiring the finished applicator coil with 4 ft. leads in series between either flash tube electrode. Be extremely cautious when working with case open because a strobe's capacitor can hold a residual high-voltage charge for a long time even when "off." Before modifying and to avoid shock, short out the capacitor by placing clip leads directly across the flash tube. Remember to remove this shunt later. To install coil, unsolder wither wire from flash tube electrodes and connect one lead wire from coil to that side of tube. Connect the other lead from coil to the wire you just removed from tube. Insulate connections with tape. This places your coil *in series* with the flash tube and enables the lamp to act as an ionized gas relay or "thyatron" that dumps most of capacitor's stored energy through coil when fired. Lamp will still flash but less brightly. Cover flash window with black paper. Melt wire-slot with soldering iron. Replace case. You're done!

Is it working properly? A good way to test strength of pulsed magnetic energy is to lay a thin *steel* washer (one strongly attracted to magnet) flat on top of coil, 1/2" off center. A 1" dia. "fender" washer with 1/8" center hole works well. Let the flash unit charge for about ten seconds or until the strobe's "ready light" comes on then

push flash button and see how the washer is "kicked" by Eddy current repulsion. A 35 watt-second strobe repels this washer over a foot vertically. Think of your pulsed coil as the "primary" of a transformer and anything conductive nearby (living tissue included) as the "secondary" in which current is induced when cut by coil's time-varying magnetic lines of flux. Your do-it-yourself magnetic pulse generator delivers a measurable output intensity *several thousand times* more powerful during each cycle than \$7,000.00 German "Magnetotrons", Elecsystem "Biotrons", or Canada's "Centurion" devices widely exhibited at holistic medical expos, none of which is *nearly* powerful enough for pathogen neutralization. Pulsers are also functionally similar to the "Diapulse" miracle-working healing modality when coil is applied over liver and other organs. Regular permanent magnets no matter how powerful in Gauss absolutely will **not** work for this application regardless of claims since only a *time varying* field induces a significant current in tissue. Magnetic fields and therefore induced currents penetrate *all* body cells, bones and tissues in proximity to coil (effective approx. 8 inches deep) and can theoretically neutralize electro-sensitive pathogens and viruses such as herpes B, HIV, hepatitis, Epstein-Barr and possibly many others as yet undiscovered that hide *within* nerve sheaths and are therefore untouchable via immune system, white cells, or injectables. This may account for the impossibility of curing many known chronic infections via pharmaceuticals, antibiotics, or any presently known conventional treatments other than electrotherapy. Use pulser on body sites daily. This pulser is safe to use anywhere on the head and body except with cardiac pacemaker users. See page 43 for lymph locations. Zap sites at -10 second intervals for -20 minutes daily.

To use press fully insulated coil flat against body over lymph glands and other selected locations such as shown on page 43. Let strobe build up to full charge (about 4 to 10 seconds between pulses) and flash while pressing coil over each selected site. Subjects will feel no physical sensations except for light "thumps" during this phase of electrification. ***Exposure levels are considered safe because intensity of this magnetic pulser is much lower than Magnetic Nuclear Resonance Imaging in routine use of tens of thousands of patients.*** But should subject feel "headachy", nauseous, sluggish, or display flu-like symptoms after exposures with either of these two devices, reduce number of pulses *or* duration of blood

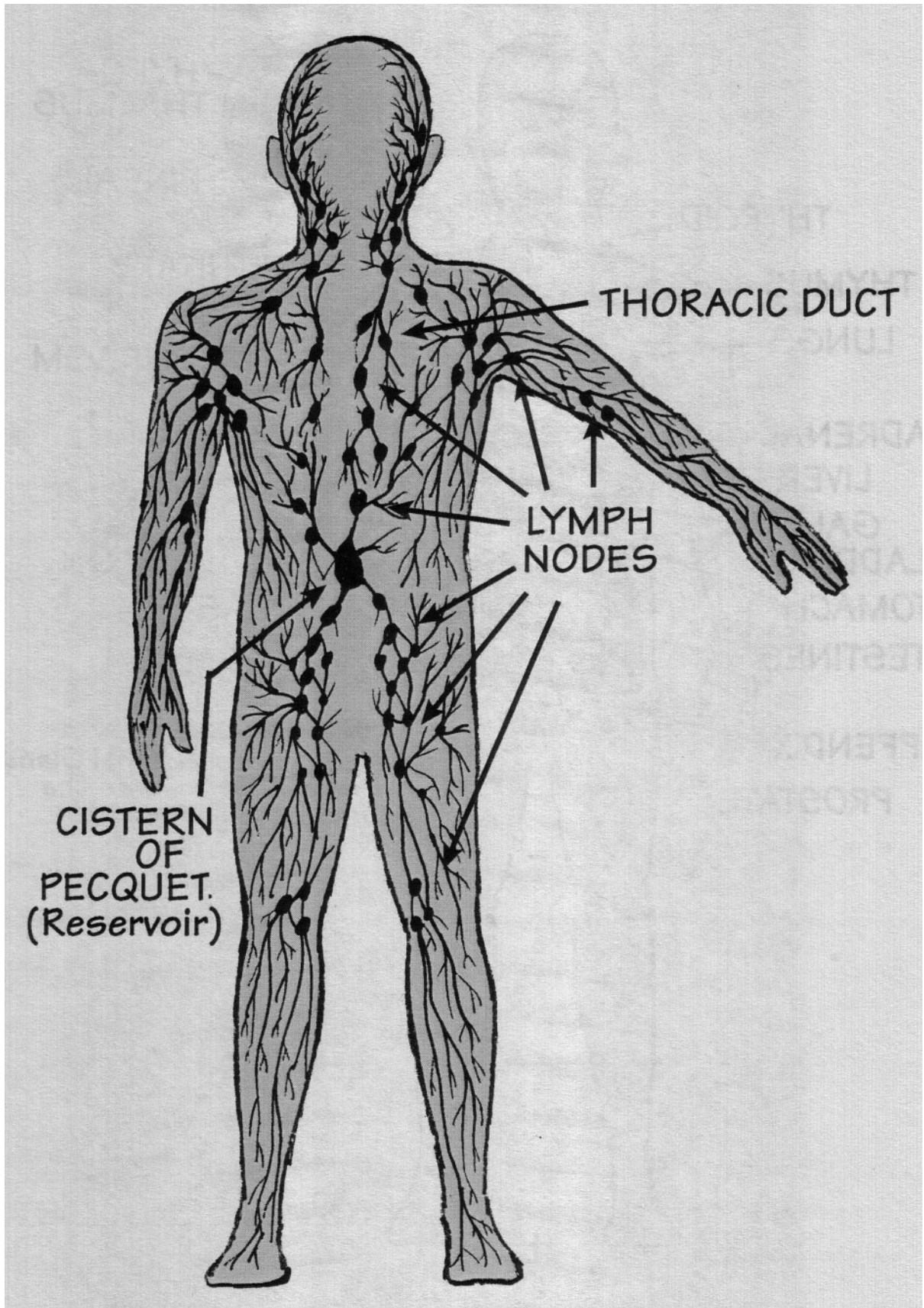
clearing process and drink ozonated water. If immune system is very badly damaged, you may need to repeat all routines after several months to insure neutralization.

When using, keep coil several feet away from credit cards, watches, magnetic tape, computers, floppy disks, homeopathic remedies, etc., since its powerful magnetic field can de-gauss and erase magnetic data as well as subtle energy potentized medicines. As an unanticipated serendipity, pulsers are reported to erase deeply rooted lymph and tissue pathology and possibly even classical "miasmas" as well as many other microbes, fungi, bacteria, parasites and viruses. Flash should preferably be used with AC power to save battery costs since you'll only get about 40 full pulses per new set of alkaline batteries. For sanitary purposes, enclose coil in plastic zip-lock discardable sandwich bag. When treating numerous subjects if there's no AC adapter it is economical to utilize a small rechargeable lead-acid "motorcycle" battery. I recommend the manufacturer's pulser that is far superior to making one with a photo flash and it measures 600g, 330-350V; 36.75 Joules; 43,133 Gauss at 150 Amperes peak; 31,050 Ampere Turns; pulse rise time -1.8 microseconds; pulse duration -2.5 milliseconds; lifetime -250,000 cycles; and penetrates through tissue.

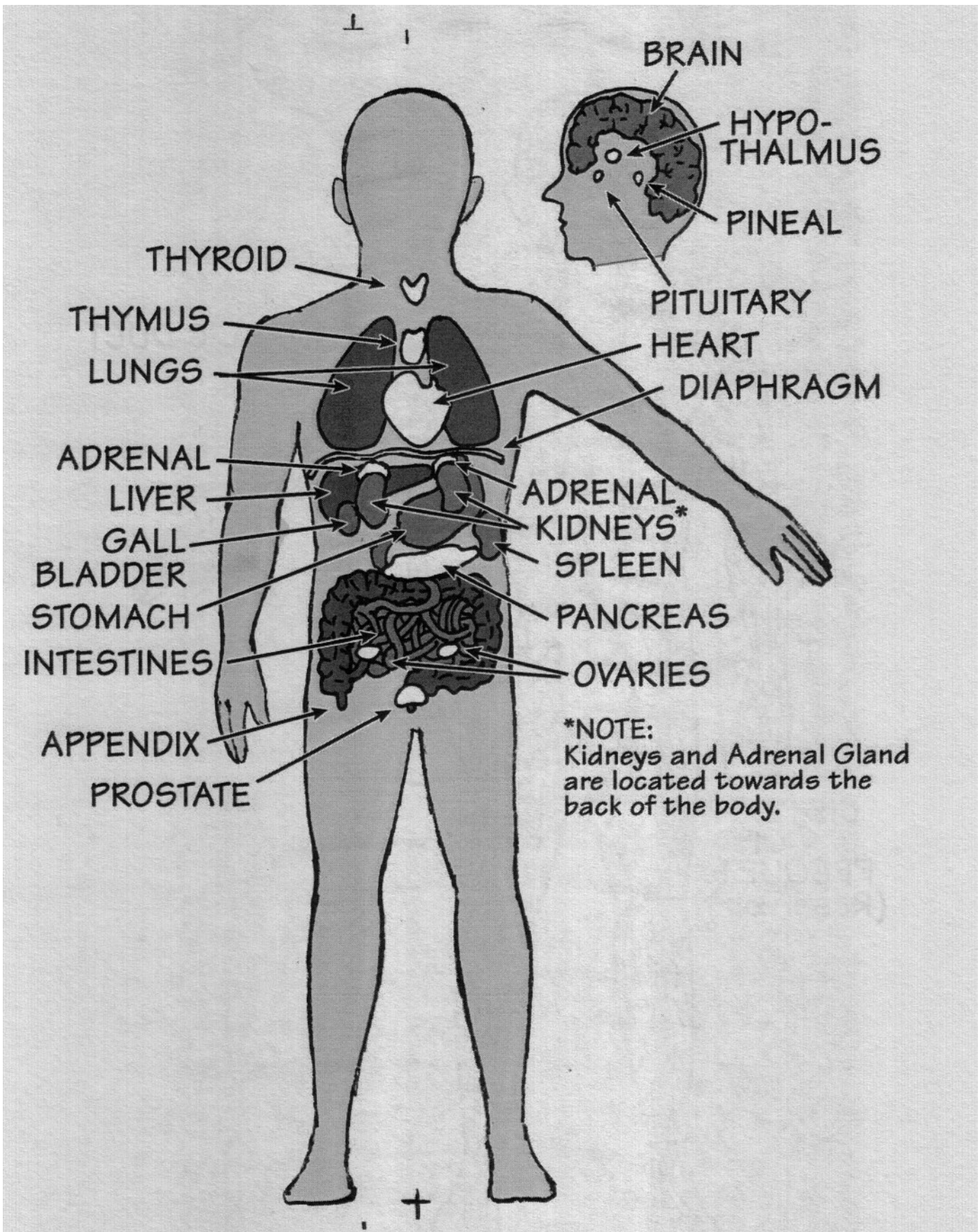
How much should this cost? Used electronic strobes cost -\$2.00 to -\$18.00. Three 1/2 lb. Spools of #14 magnet wire retail for #9.66 ea. You'll need -1-1/2 lb., 4-AA alkaline batteries, \$2.89. A 12 ft. #14 X2-wire 15 amp. ac extension cord costs about \$2.00 and makes 3 sets of leads, or use heavy-duty speaker wire. VHS spools -500. Wholesale wire from \$2.50 to \$4.35/lb. In 10 lb. Rolls at Pacific Wire & Cable, 1228 S. Village Way, Santa Ana, CA 92704, (714) 558-1864 -one week delivery. The total cost is around \$100.

Polarity: Either side of the coil—North or South Pole—will create the necessary microcurrents of electricity in tissue. For prolonged use, it is possible that it is better to use the North (-) or South-seeking side as this pole is known to have a balancing effect. The South Pole of a magnet is known to have a stimulating effect.

LYMPH SITES



ORGAN SITES



Water Ozonator

Ozone Revisited

Recent re-evaluation of ozone suggests that while it is controversial as a stand-alone therapy, O₃ when directly ingested in water simultaneously with electroporation (biphasic microcurrents in arteries) provides a truly remarkable boost to total system oxygenation, *plus natural and rapid detoxification*. Measurements show dramatic increases in blood oxygen within minutes using meters like the Nellcor 7E NPB-40 "**Percent Oxygen Saturation meter.**" Many different "Ozonizers" sold at health expos for prices up to \$4,700 are large heavy suitcases, must plug into AC, and almost universally use inferior *UltraEViolet* systems and bottled oxygen instead of the preferred high-voltage cold corona utilizing *air* for ozone production. Described here is a superior design *producing faster, more concentrated O₃* than other available home units. It is a very portable three-way, stand-alone system. You can choose to utilize either internal battery power, *or* car lighter powered input. It can be put together by anyone for a fraction of the cost of top-of-the-line ozonizers. A second cheaper but slower do-it-yourself design using AC power only is also shown here. It uses inexpensive parts for the budget-minded but still works superbly. O₃ unlike other forms of oxygen carries *negative* electrical charges that specifically *counteract* free radical damages, scavenge crosslinking and recharge depleted cells. Ionic silver colloids also greatly assist this "rejuvenation" process by restoring free electrons. O₃ rapidly converts (oxidizes) all known toxins and wastes long present in your body cells to H₂O and CO₂ which flush out easily and rapidly without utilizing colonies, lymph, spleen, liver, or kidney detoxing or any other treatments.

Build a Compact, Line-Independent AC/DC Low Cost Powerful Ozone Generator Using Air Not Requiring Expensive Bottled Oxygen

Note: Nitrogen by-products, oxides and acids produced with air and cold corona discharge have been tested and found negligible and harmless in ozonized drinking water. But hot arcing produces unwanted byproducts using air; pure oxygen does not. So to be safe, start with bottled oxygen and pure water only if making O₃ intended for intermuscular injection, insufflation, direct blood infusions, or with heparin for auto-dialysis (bubbling blood in a vessel for reinjection or "autohemotherapy"). "Medical" and "industrial" (welding) oxygen are identical and come from the same

tanks at suppliers who charge more by pretending that "medical-grade" oxygen is somehow "different."

Ambient air works well for drinkable O₃. The colder and purer your water and the deeper the container for greater pressure plus the smaller the volume of H₂O being bubbled, the most ozone dissolves faster and the longer it lasts. Ideal bubblers are —3" dia. X 2-1/2 feet high. Teflon or Polypropylene tubes with airstone at very bottom. Tall, thin plastic bottles work almost as well but their greater content takes a little longer for saturation. Nonreactive Pyrex containers are better.

How To Use

Submerge airstone to bottom and "bubble" —10 ounce containers of 1/2 ice plus 1/2 cold tap water in a large bottle for —2 to 5 minutes. Drink immediately since O₃ without stabilizers even in ice water has a half-life of about twenty minutes so retains full potency for only a short time. Benefits start in minutes and are far superior to many other expensive products claimed to provide "bound" oxygen (chlorites; ClO₂) or proprietary "Vitamin O" stabilized oxygen boosters. Ozone cannot be stored which is why everyone needs his own generator to make O₃ immediately before using for the best possible results. Never directly breathe ozone or ozonized air as it damages (oxidizes) lung tissue even in small quantities.

RESOURCES

1. *Nellcor Puritan Bennett, Inc., Pleasanton, CA 94599, 111 (800) LNELLCOR*
2. *EM brand GMA 18 Ga.*
3. *Mar Vac Electronics, 2001 Harbor, Costa Mesa, CA 92627 (714) 645E6448*
4. *Strictly Fish, 12227 Harbor Blvd., Garden Grove, CA (714) 750E7151*
5. *TIS Tropical Fish, 16175 Brookhurst, Fountain Valley, CA (714)839[1740*
6. *Fishland, 13079 Harbor Blvd, Garden Grove, CA 92643*
7. *SOTA Instruments Inc., PO Box 20019, Penticton, BC V2A 8K3 Canada 1-800-224-0242, 250-770-2023.*

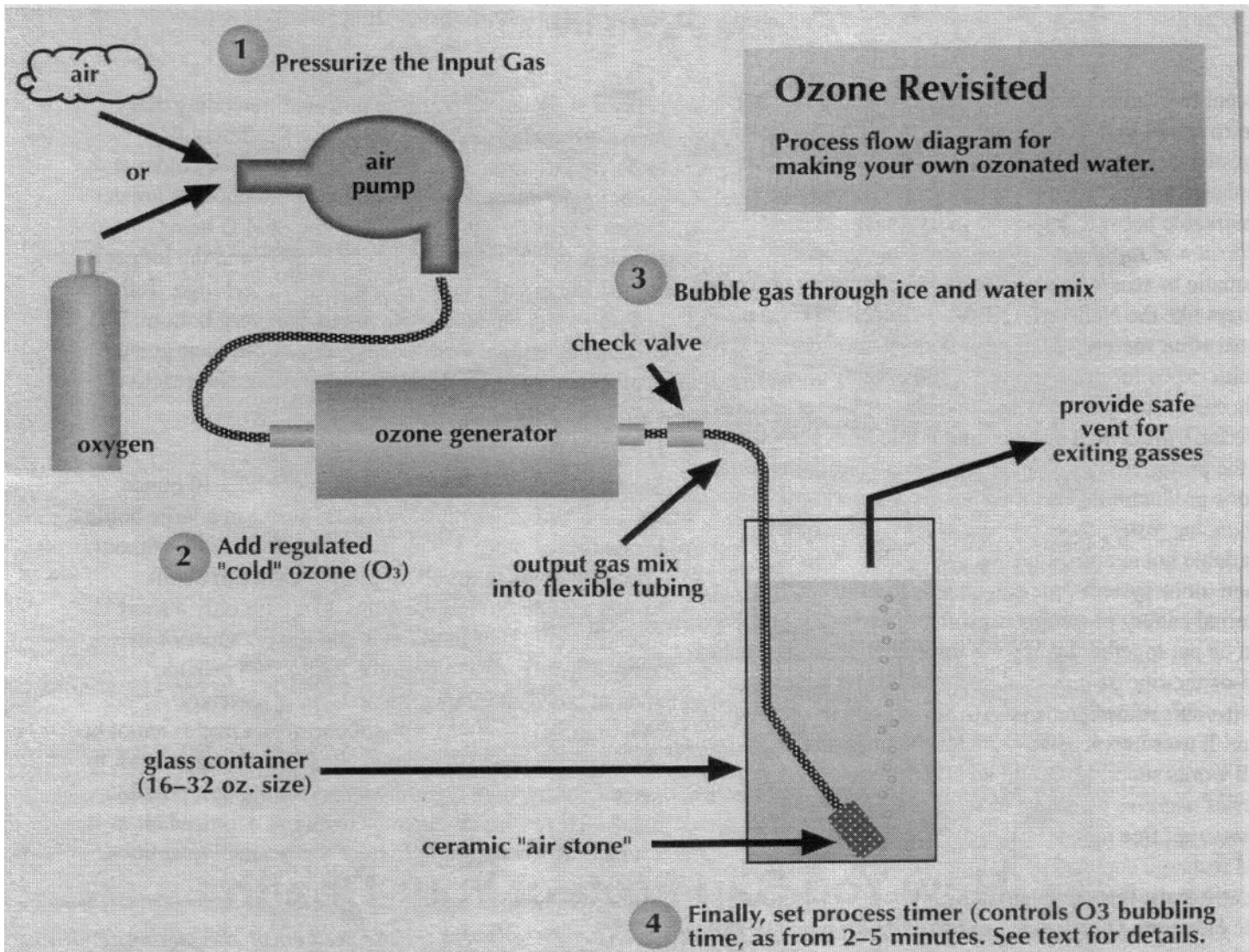


DIAGRAM COURTESY OF *EXPLORE! MAGAZINE* VOLUME 8, NUMBER 4, 1998. TELEPHONE: 928-541-1920 FAX: 928-541-1906

Note: Always drink or use ozonated water within 20 minutes after making. Caution: Do not directly breathe in ozonated gas. The chemical activation that gives it power to cleanse is too strong for lung tissue and can easily cause damage.

Connect together in this order:

1	12.6 V-1.2 Ampere-hour rechargeable lead-acid gel-cell battery (-1 - 1/2 hour charge)	\$ 16.50
1	In-line fuse holder ¹	\$ 2.49
1	5-8 Amp short fuses; female spade .187 18-22 GA battery connectors ¹	\$ 3.15
1	Connector set, cigarette lighter Male plug and female jack	\$ 2.50
1	12 V dc to 110V ac inverter (NOTE power brand, model #PW-50) ⁴	\$ 71.95
1	AC adaptor to triple outlet (Drugstore)	\$ 2.00
1	Aquarium aerification pump (Schego Optimal 5 W 250 liter/hour membrane) ⁵	\$ 35.00
1	German Sander brand model 200 fish tank Ozonizer, adjustable 0-200 mg O ₃ ⁵	\$389.00
1	25 ft. flexible plastic airline tubing ⁶ OD cat#14507	\$ 3.89
1	Check Valve (prevents water from back siphoning into ozonizer)	\$ 2.19
1	Airstone (glass bead or ceramic-not plastic) Fine bubbles, Kordon #62503	\$ 2.49

1	(Optional) Spring-wound timer, 0-60 min. or SPST. Switch Fry's Electronics Switch cuts off system at selected time. Wire between battery and inverter. You may need a plastic, leather, or canvas camera bag or other small carrying case.	\$ 12.00
---	--	----------

Total retail price for currently preferred system: (Only \$324 wholesale)

\$540.50

[Editor's note: Before his passing, Bob Beck recommended the Water O₃zonator produced by SOTA Instruments Inc. as he believed it was the best one on the market using cold corona and ambient air. It also sells for much less than the parts above.

SOTA offers a complete system with a built-in air pump. The Water O₃zonator is a powerful unit and all parts are ozone resistant.

For information call 1-800-224-0242, 250-770-2023 or fax 250-770-1999, www.sotainstruments.com]

QUICK SUMMARY

A New Paradigm for Instant Healing

For Informational and Educational Purposes Only. Not intended as medical advice.

Revision July 6, 1997. Copyright © 1997/98 Robert C. Beck

Disclosed here is a revolutionary do—it—yourself, safe, natural, inexpensive protocol based on blood electrification put forth to researchers as a possible solution to infectious diseases. It costs practically nothing. Anecdotal feedback confirms some researchers are having success in the war against AIDS, CANCER, HEPATITIS, LUPUS, EPSTEIN-BARR, GULF WAR SYNDROME, GIARDIA, and others including the common cold. It is offered to humanity as information only; empowerment for everyone who wishes to be healthy again.

HOW? Four separate discoveries are combined in this new "cocktail" paradigm. *If you do it yourself you have nothing to buy except parts and batteries. Most people have unconscious death—wishes manifested as disbelief aversion, resistance and "defeat the unorthodox healer." But you must take back your power and assume responsibility for your own health.*

What are the four easy protocols?

- 1. Blood Electrification:** In the laboratory, microcurrents are known to eliminate all viruses, parasites, fungi, bacteria and pathogens in blood. Disclosed by many revolutionary patents and research over past years, (back to 1897) these breakthroughs were lost or suppressed. The method was rediscovered by Einstein College of Medicine for AIDS in 1990, then silenced. Blood electrification takes 2 hours daily for a minimum of four to twelve weeks.
- 2. Pulsed Kilogauss Magnetic Fields:** Externally applied magnetic resonance of lymph, spleen, kidney & liver helps neutralize germinating, latent and incubating alien invaders blocking re—infection. This quickens disease elimination, restores the immune system and supports detoxification. Permanent magnets, no matter how strong, will not nor cannot scavenge pathogens with induced back—emf currents. You must have a sharp time—varying magnetic impulse.
- 3. Ionic/Colloidal Silver:** Pennies—per—gallon self—made ionic colloids greatly assist in eliminating all known pathogens and guard against opportunistic infections. This "second immune system" is synergistic with steps 1, 2, and 4.
- 4. Drinking Ozonized Water:** Provides rapid, safe, totally natural cell oxygenation without free radical damage. Universal detoxification by oxidation of wastes, dead and neutralized pathogens, (all anaerobic) reduces all to H₂O + CO₂. A low-cost, O₃ generator is fully described.

These four do-it-yourself tools are fully disclosed with detailed illustrated instructions for use. Utilized together and for two hours a day for at least four to twelve weeks, they eliminate all infectious and "incurable" diseases. Your only expense is then for replacement batteries. Some persons may need extra rest, liquids, trace minerals plus vitamins B and C during recovery.


Have these four proven cures been known previously? *Apparently*, but not in combination. Related discoveries have been reported in medical journals and patents for over 100 years. Most were lost, ignored, disbelieved or suppressed by doctors and pharmaceutical cartels. US patents on related inventions establish public domain by prior state-of—the—art (many are pre 1982.) Such miracle "cures" have been independently rediscovered many times and proven effective. Now all four combined therapies are presented for researchers taking responsibility for their own health.

Why hasn't research revealed this before now? When actualized, these data could interrupt HMO profits; disrupt medical—pharmaceuticals cartels, abort biological warfare plagues; eliminate most drugs; wipe out hospital and health care capital investments; minimize insurance machinations; dramatically abate sickness and suffering; plus imperil social security futures with bankruptcy. These are not politically correct.

This technology might permit *ethical* health practitioners to keep their Hippocratic oaths by giving back the patient's sovereignty instead of serving the AMA, FDA, and drug cartels for profit.

Bob Beck's Background

Robert (Bob) C. Beck, D.Sc. left this world in June 2002. He was a giant among men—for his intellect but more importantly for his generous heart. He developed what came to be known as The Beck Protocol and gave it to the world so those who were suffering would be able to find relief. After retiring from a career as a leading physicist, he spent his own money to make it known that microcurrents of electricity are a simple and inexpensive tool to help us restore health.



Robert C. Beck, B.E., D.Sc. 1925 — 2002

Bob Beck was widely known for his instrumentation of altered states in brain research, his development of state—of—the—art medical electrostimulators, and his investigation of Tesla electromagnetics.

He had been a consultant to Sandia Corporation, The USN Office of Surface Weaponry on the subject of E.L.F. detection, and was a Senior Staff Scientist at Eyring Research Institute. He was Acting Chief of Radiological Defense, OCD, in Los Angeles from 1958 through 1963.

He designed and built extremely sensitive magnetometers for the Navy. He had also been a senior lecturer in the graduate school, University of Southern California. In 1969, Bob founded the Monitor Electronics Research Corporation and the Alpha—Metrics Company for the manufacturing of ethical EEG biofeedback instruments.

As a university student, he designed and patented the low—voltage electronic flash (Strobelights, 1946). He owns several other patents involving electro—optical systems.

Bob served on the Board of Directors of the U.S. Psychotronics Association for seven years and was their National President for three consecutive terms. He was co—chairman of the Los Angeles USPA and has been a professional member of the Audio Engineering Society, the Society of Motion Picture and Television Engineers, the Biological Photographers Association and other organizations.

In 1982, he developed the Brain Tuner. Research using the Brain Tuner is mentioned in *Super—Learning 2000* by Sheila Ostrander & Lynn Schroeder, 1994 and in *Mega Brain Power* by Michael Hutchison, 1994. His earlier work with the brain is discussed in *Energy Medicine, The Scientific Basis*, by James L. Oschman, 2000.

Bob Beck was the recipient of international awards for Science and Electromedicine including:

- 1) Unprecedented two time winner of the J.G. Gallimore award for scientific achievement from the U.S. Psychotronics Association—the latest in 1998.
- 2) The John Fetzter Foundation pioneering award in 1990.

In addition, Bob had an extensive speaking background—health shows, Global Science conferences, the Granada Forum, universities and colleges. He was interviewed on several television and radio shows.

Bob lived in Los Angeles with his wife Johanna at the time of his passing.

APPENDIX

Success Stories with The Beck Protocol

Thanks to each of you for sharing how The Beck Protocol is helping you overcome health challenges. Governments state the use of testimonials are misleading and deceptive. We trust you understand that what works for one person is not necessarily the answer for another. These testimonials are not to be construed as medical advice. Copies of all testimonials are on file.
The Sharing Health From the Heart Team, www.sharinghealth.com

Lesley's Story: Chronic Fatigue Syndrome

In my late teens through mid twenties I had bulimia—an eating disorder. After conquering that, I was left with an addiction to sugar and chocolate. For 7 years I lived with the Chronic Fatigue Syndrome. In a year I went from Vice-President for a garment firm, with an athletic body, to a couch potato. I left my job and put on 30 pounds. The smallest amount of stress would send me into confusion. When I look back now I realize that my experience was a training ground for realizing my dreams of sharing health with others. Experience is the best teacher!!! Have I reached my goal of abundant energy and great health? I'm sure getting there.

Year after year of struggling with my illness I tried everything and spent oodles of \$\$\$\$. Looking back (hindsight is such a gift) I realize that the following things that I did helped to prepare my body for the Beck protocol:

- 1) Colon, kidney and liver cleansing and rebuilding.
- 2) Removing the metals in my mouth and detoxifying my body.
- 3) Emotional issues. In the beginning I would not accept that I may have some emotional issues. However, as my illness progressed there were many things I would need to allow myself to feel and accept in order to heal. We all have fears, pain and anger that we need to accept, express and allow to heal.

After doing all the above, I was introduced to Bob Beck's information regarding colloidal silver, blood electrification and lymph pulsing. I want to share with you my experience.

My energy after the first three week program was amazing, I felt alive again. I lived with "brain fog" for at least 7 years and it is **gone**. Here's the result of live blood analysis done before and after electrification.

Before:

Lots of Free Radical Damage
Few Red Blood Cells, most were abnormally shaped with little activity and a bit of sticking
Hardly any white blood cells (immune system)
Medium bacteria count.

After:

- No Free Radical Damage
- Double number of red blood cells, more normal shape with lots of activity and very little sticking
- Lots of white blood cells (immune system stimulated)
- Medium bacteria count.

I was so excited because the results confirmed how I felt. Free Radical damage was cleaned up meaning the aging process had been slowed. With more red blood cells I am able to absorb more oxygen and nutrients. The dramatic increase in white blood cells showed that my immune system had kicked in to do its job of cleaning up the viruses and other beasts in the blood. In Robert C. Beck's lectures, he says that the bacteria, viruses, etc. are rendered ineffective in the body so that the immune system is no longer overwhelmed. It can get to the task of cleaning up the blood. This is exactly what showed in my blood.

Approximately three weeks after my session, fatigue and sugar cravings came back with a vengeance. I returned to pulsing and the fatigue and cravings went away. Shortly after stopping, the cravings came back. My conclusion? While zapping the bad guys are neutralized so the body can do its work to clean itself up. With candida especially, the body needs longer than three weeks. When stopping pulsing too soon, the critters start to regain their strength and demand food (sugar) so that they can grow. I will continue to use the blood electrification unit and magnetic pulse generator on an ongoing basis for optimum health. Over time, I expect to see all the "bad guys" eliminated from my system.

All the above was without using the Colloidal Silver. My husband's live blood analysis showed a major bacteria problem. He took Colloidal Silver for two months. On the second testing his blood showed very little bacteria. Amazing results.

I really recommend blood electrification and magnetic pulsing. I have found these two products to be very effective. (We are all *researchers* of course.)

Remember on this journey of health, to choose what you feel comfortable with. Educate yourself and then make an informed choice. If you do not feel comfortable with something, that is okay. The Beck protocol units are experimental devices. Personally, I was not concerned with that. **I chose** to try them. Bob Beck and his friends have been using these devices continuously for over seven years to make sure there are no side effects. Check out his booklet or lectures on tape or video before you make a decision.

Your health is in your hands. We can learn from each other, but ultimately it is you who must decide.

*Lesley Punt
Co-owner, SOTA Instruments Inc.*

Norene's Struggle with HIV

January 26, 1982 was a fateful day. While in the hospital for breast reduction surgery at the age of 44, I received a blood transfusion. Within hours I felt I was battling for my life. When I was finally diagnosed with HIV in early 1995, I was suffering from childhood diseases - chicken pox and mumps -herpes sores in my mouth, a peptic ulcer, aneurysm, numerous allergies, aches and pains, and I was always tired. My liver was so bad, the doctor thought I was an alcoholic. I was now taking a variety of prescription drugs ... swallowing 32 pills a day.

In November 1996, I confided to my brother that I didn't think I would live through the Christmas season. He convinced me to fly across the country for a three-week visit as he felt he could help me. I said, "What have I got to lose? If he wants to help I'll go." I didn't want to miss Christmas with my husband, two grandchildren and their parents but I went. Tracy put me on a careful diet – organic vegetables and fruit with lots of fresh carrot juice and I avoided dairy products, wheat and meat. I eat fish but no canned goods.

Tracy started me on several therapies and I went off all prescribed medication. On December 12th, I started blood electrifying and the magnetic pulsing. Within three weeks I felt great. I was walking miles a day. My mouth blisters (herpes) cleared up. When they return colloidal silver clears them quickly.

What's my life like today? I'm living a full life but I'm living with the stigma of HIV. If people in my town knew I'd be ostracized. I'm sure there's a reason why this happened to me but I don't as yet know. I do a lot of yard work, I'm tanned, I look after my two young grandchildren, I cater to weddings ... and I look younger. My husband says I put three gardeners to shame! I continue to use the Beck units. I would greatly love to meet Bob Beck someday.

N.M., Washington

Editor's Note:

Norene's brother says, "I credit Bob Beck with her spontaneous remission and hope someday to see his picture on *Time* as Man of the Year and a Nobel Prize winner."

Overcoming CFS and Fibromyalgia

I bought the blood electrification unit—have used it every day now for about a month. This is the first time in 9 years I've felt great!! (Chronic fatigue syndrome, fibromyalgia, hashimoto's, candida, etc.) I was using silver colloid (30 ppm) ... but the stuff I make (5 ppm) seems so much more effective—why is this??

My life is just starting over—thank you so much!

C.W., California

Overcoming Multiple Problems

I am a 63 year old who in the spring of 1995 was diagnosed with high cholesterol, hypothyroidism and lymphocytosis. I suffered from rashes, great depression, fatigue and headaches. A second opinion diagnosed me with C.L.L. [Chronic Lymphatic Leukemia] A third, a well-known Immunologist told me I had Sjogrens Syndrome. Note: 3 different diagnosis!! None of the three doctors offered any solution other than take thyroid pills and just go home and enjoy life. I was a basket case for a long while. Then I got angry and did some research on my own for a cure. (I have little faith in doctors anymore!) Eventually I came across Bob Beck's devices which I use daily and also make and take 4 oz. of colloidal silver (5 ppm) daily for 4 months now, plus about 8 large glasses of Reverse Osmosis water daily. These are the results to date:

1. My depression has vanished, my head is clear.
2. My fatigue has vanished, no more anxiety attacks.
3. My rashes are gone, my brittle fingernails are normalizing.
4. My rapid heart beat is a thing of the past, no infections.
5. My indigestion is gone, my appetite is too good now.
6. No more thyroid pills for months, don't need them.
7. No more headaches for 3 months.

And, you may not want to print this, I deposited strange little "chupa cabras" through my kidneys and who knows what else in the bathroom. That went on for about 3 months also.

I will go for another blood test next year sometime, out of curiosity, but I am in no hurry. Why go when feeling as good as I do. I can document these health problems of the past.

For the rest of my life I will stay on colloidal silver, use Bob Beck's devices, eat a decent diet, exercise moderately and thank my Creator for guiding me in your direction.

Take care of yourselves too.

C.C., Alberta

Cleansing

I have used magnetic pulsing to relieve headaches – purely experimental – it abates them rather quickly. I don't have any obvious health problems but I've completed two months of the 'cleansing' program: 208 hours so far. I had a few headaches and a few lethargic days early on but on the whole I've felt good. I feel the combination of Dr. Schulze's formulations, the blood electrification and the magnetic pulsing, drinking colloidal silver as well as drinking lots of water have enhanced my energy level.

P.R., Minnesota

Prostate Pain Clears

I can't say enough about the unit. I have had prostate pain for about one year but after taking colloidal silver and doing the blood electrification, the pain was totally gone in about two weeks.

C.S., Alberta

Overcoming Chronic Fatigue Syndrome

I'm writing this because I could not let my experience go silently by without heralding it to the world. So many times we, in our busy lives, simply accept the occasional miracles as they come our way with complacency—as if we are somehow deserving—not taking the time to thank or reflect or question. So here is the story of my miracle for which I am so very grateful.

To cure a mysterious and stubborn virus that I contracted while living in the Caribbean, my U.S. doctor put me on strong antibiotics—permanently. (Gee, if you can't cure it just mask the symptoms.) Five years later looking like "the night of the living dead," with my immune system completely destroyed, raging systemic candida, chronic liver and kidney infections, small intestine problems, and a general feeling of constant exhaustion, I felt desperate to find another way.

Finally, I found a naturopath in Calgary who gradually began to unravel the damage done by conventional medicine and I did greatly improve over the next year. But the candida and bacteria were still out of control and nothing we tried seemed to give my immune system a fighting chance.

Then the naturopath introduced me to the Beck blood electrification device and silver colloidal. "Oh bother, what kind of snake oil is this now?" I thought. But I was willing to try anything, no matter how absurd, to get well. The first few days sent my body careening through terrible detox—like a horrible flu—but I stuck with it because, after all, anything this terrible was either going to kill me or cure me. On day four my husband said, "Honey is there anything I can do—anything I can get you?"

"Yes," I said, "how about a loaded gun." Then on day five I woke up and felt suddenly better. On day six I felt better still and I have continued to feel increasingly better ever since.

After two months the naturopath checked my blood work again and was astonished to find a whopping improvement—the candida and bacteria were reduced by 60%!

Yahoo! I'm winning! I still use the blood electrifier religiously for 2-3 hours every day and drink between 2-3 cups of silver colloidal. I continue to improve. My eyes are clear, my hair is glossy, my skin is healthy and people who have not seen me for several months say, "Hey you look great!"

I feel great! You helped me change hopeless to hopeful. Thanks for my miracle.

D.D., *Montana*

Cellulitis Infection

Let me explain how I acquired my cellulitis infection. The disease infected both lower legs, from my knees to the ankles. Occasionally, the elbow to the wrist begins to itch, just like poison oak. Last summer I purchased a pair of new, very stiff, leather boots. Whenever I wore them, my left boot rubbed on my ankle so much that the lymph would flow like blood. I didn't pay attention to it.

The second or third day I placed a Band-Aid over the sore. Much too late. The dye from the threads in my socks had infected the lymph system. I didn't realize this until a month later when my legs turned beet red and swelled up. Any slight irritation to these areas, such as clothing rubbing on it, increases the swollen red areas. On occasion, I just plain lose control and scratch the itching areas, which makes it much worse. I tried many things such as, ozone, antibiotics, pitch (which provided the greatest relief from itching) and hydrogen peroxide. Nothing worked!

But the magnetic pulsing tops all itching in the area where it's applied. The magnetic pulsing absolutely killed on contact the virus, bacteria, whatever. The relief is instant. The red itching areas just dried up and healed. My natural skin color came back within a short time.

B.D., *Oregon*

Pulsing & Colloidal Silver Clears Lungs & Sinuses

Blood electrification has helped me immensely. I pulsed for 6 minutes 3 times at 20 minute intervals for 3 days and drank one-third cup of Colloidal Silver 3 times a day for 3 days before my body started cleaning out. I ran a temperature and my sinuses just poured. My lungs loosened a lot of stuff even though my left lung was plugged before I started.

I was sick, just like having the flu, for about ten days coughing up tons of stuff out of my lungs. I even had to get my husband to pound my back in the mornings to loosen it up. My sinuses continued to run continuously. Meanwhile, I continued drinking colloidal silver.

The colloidal silver I take every day keeps my Candida under control and I haven't had a cold or the flu since I started taking it. I wouldn't want to do without my Colloidal Silver and I think we need not be afraid of the super bugs as long as we have our Colloidal Silver makers.

GA., *Alberta*

Sharing Health From the Heart Inc.
www.sharinghealth.com

Eyes Clear with Colloidal Silver

We have enjoyed so much experimenting with our colloidal water and feel so clean inside and out. It has been so exciting to find a product that works, and that does not have the adverse reactions we received when we used various drugs. My mother gave us a supply to try out, and I am running out, and am going to have to go back for more! I like the feeling of being clean too much.

I notice a boost in energy and a positive cheerful mood change after taking as a drink. But the most remarkable change I have noticed is in using the undiluted, regular strength colloidal drops as an eye rinse twice daily. I use an eye dropper and put several drops in morning and evening. The first 2 days, my eyes stung slightly, and in the morning I woke up with a slight discharge in the corners of my eyes. After that my eyes, which were always blood-shot from years of adverse reactions from wearing contact lenses, with harsh chemicals, and having eye infections, which prescriptions didn't solve, suddenly were snowy white! I didn't think that a 46 year old lady could have snowy white eyes after the problems I had. They are like a healthy young child's! I decided to store my lenses in colloidal silver!! I use 1/2 of the soaking solution, and 1/2 distilled water. To that I add 3 drops of colloidal silver and SHAKE. To my amazement—the solution is so gentle—I have no sore eyes anymore! And one other added blessing. There was a pair of lenses that I could not wear. They had apparently become infected with bacteria. I was going to throw them out. After soaking in my special preparation, they are back to normal. I have saved a pair of lenses that were only 4 months old! Thanks to colloidal silver!

One added addendum! My recessed gums are back to normal, since rinsing with colloidal silver! They are no longer red, but a paler healthy pink. I couldn't recognize them. I not only rinse, gargle, add drops with a dropper—but there is no more mouth wash for me! Yes, you guessed it. I use the colloidal silver. I am having so much fun, feeling so clean, and at a fraction of the cost!!

G W, British Columbia

Colloidal Silver Eases Foot Problem

For about 15 years the space between my little toes would crack, bleed and would not heal. A few months ago I sprayed silver colloid on each little toe crack and zapped for about 1 hour a day for 5 days.

Beginning immediately the terrible itching stopped and within a few days the open crack healed shut and my little toes were happy once again.

As a precaution I spray between my toes every week or so and they are ever so much warmer and easier to walk on. A side benefit is my tootsies smell better than ever.

L.T, Alberta

Athletes Foot and Ear Infection Cleared

With blood electrification I found instant relief from athletes foot. When it returned a month later colloidal silver cleared it up again almost as fast.

A few weeks ago I came down with an inner ear infection...I did not want to go to the doctor for an antibiotic because it takes me literally a month to feel right again after using one. So I tried the colloidal silver. It seemed to be working at doses of 4 ounces every couple of hours. The pressure in my ears was noticeably better within 8 hours and the dizziness was gone in 24. But the low grade fever that comes with an inner ear infection wouldn't go away. Then an accident happened that I think was quite fortunate. I both forgot to add salt solution to the water for a fresh batch of silver, and the phone rang so I walked away with the generator turned on. About 30 minutes later I came back to find a batch of the golden style silver. I took 1 ounce dose of this every couple of hours for the rest of the day. Within 2 hours the fever was gone! By the time I'd taken 4 ounces there was NO PRESSURE AT ALL in my ears! With the colloidal silver I went from first symptom to total cure within 48 hours!

Ask a doctor and you'll be told that if you really have an inner ear infection that you can expect 4 to 6 days to notice improvement on standard antibiotics.

P.S. Recently my neighbor got desperate enough to try some on his ulcers. This guy used to carry the economy size Roloids in his shirt pocket. He has been totally symptom free for nearly a month now. He only took a teaspoon per day for a week and then stopped to get that result.

T.S. New York

Skin Color Restored

I want to share my silver colloid experiences: My yellowish tinge skin coloration I've had since 1975 disappeared—restoring my skin to a normal flesh tone. It happened after I drank a whole glass of silver colloid for a few consecutive days.

S.C., Louisiana

Flu and Athlete's Foot Clear

While visiting Australia I started getting the tell tale tickle in the back of my throat. When I arrived back in the US, I had the full blown flu. Consistent coughing, sneezing, fever, watery eyes, you name it. And I just couldn't shake it. Tried doctors, my homemade cayenne pepper recipe, everything, and nothing worked. Then [my friend] Jon stepped in to the rescue. He told me about colloidal silver. He brought in about a half gallon [which I drank] every day for about a week and presto!! The flu disappeared along with a recurring case of athlete's foot that I have had for about 10 years. Another effect was that my mustache grew about a 1/4 of an inch OVERNIGHT!! Woke up the next morning and had to trim it before I could eat breakfast, it was the weirdest thing ... Needless to say I now have my own unit to make colloidal silver and have never felt better ...

D.C., California

Overcoming Lymes Disease

One morning while doing sit ups, I felt pain on the back of my thigh. I pulled off a blood—gorged tic that had expanded about 10 times its original size. An excruciating painful bullseye developed after 4 days—the classic Lymes Disease initial symptom. I have detoxified and exercised for 20 years so I was confident my immune system would stop any invader. I began using natural antibiotics and anti-oxidants. The supplements did not stop the intensity of pain and growth of the bullseye. The library was the next stop. I learned that antibiotics can only stop the Spirochete Bacteria when it's in the blood stream. The bacteria, however, can return to the bloodstream, proliferate and the disease is back. Once in the tissue cells, antibiotics are ineffective. I knew it was too late for antibiotics at this point anyway.

My energy was gone. That night I couldn't sit down because of the pain of the bullseye. It was 7" in diameter. Fasting would surely stop the challenge I faced. Seven days of no solid food whatsoever and only green drinks. I tried food grade hydrogen peroxide baths. Three weeks after discovering the bite, my knees, hip and back had developed arthritis to the point where getting out of bed and dressed took 15 minutes. Everyday the bacteria was in different places: hands, shoulder blades, wrists and elbows, spine and ankles—they went everywhere. I'm 42 and was in good shape. My 90—year old friend walking with a cane was waiting for me to keep up with him. Every movement was painful. My hands and fingers could only move in segment motion. I ate only sprouted greens and sprouted grains—no fruit or carrots so as not to provide sugar to feed bacteria. I prayed God to take away all the good things I have and just give me back my health. Ozone is also known for stopping pathogens. I tried IV injections of ozone for one week. It didn't touch the symptoms.

I thought I was a gonner. Finally I called the Hippocrates Institute in Florida. They faxed me back within two hours: "Dear David, Be sure you will be healed as many others have with this information." Those were powerful words because they are world—renowned for helping those who are diagnosed as terminally ill. They advised me to get a device that makes silver. The day it came I began making my own Colloidal Silver. I started taking it that night—a tablespoon every 20 minutes holding it under the tongue for one minute.

I went to sleep. When I woke up, I jumped out of bed and ran out the door shouting to the neighbors that I was healed. It was a dream. When I did wake up, I could hardly move and it took me five minutes to convince myself to go through the pain of sitting up. That dream was a vision of the future. One morning in January, I woke up and played out that dream in real life. It took three days for the silver to begin working. The fifth day I got 70% healing. When I got total mobility of my hips and spine, I knew the Lymes was biting the dust. Everyday there was less pain and more mobility. The last areas of pain were the hands and feet. It

took about 1 1/2 to 2 months for total healing. Today is June 5, 1997. I have been Lymes free for 4 months now, no recurring symptoms. People that have it tell me you'll never get rid of it.

I tell them about silver.

D. T., New Jersey

Eyes Clear with Colloidal Silver

I am currently visiting my Granny. She has a colloidal silver machine. I have always had trouble with itchy red eyes that would swell periodically. The doctor would give me antibiotic drops for them which didn't seem to heal them much faster than if I'd just left them alone.

When I first arrived at Granny's one week ago I woke up with infected, swollen eyes. The infection was so bad that it spread to the left side of my nose which was swollen and hurt to touch. When I looked in the mirror I was so horrified that I cried, which just worsened the condition. I looked hideous I was embarrassed. I felt depressed. It was my friend's birthday party in two days. I was desperate because I knew from past experience that it would take a week or two to heal! So I decided to try my Granny's colloidal silver. I sipped the liquid slowly. After drinking 8 ounces I got a warm, almost tingly feeling in my mouth, throat, and stomach. Immediately I got an energy lift and my mood changed for the better. I turned from depressed to hopeful. I then soaked a large cotton ball in it and taped it to the worst part of the infection the side of the nose and eye. I put 3 drops in each eye every 40 minutes and made sure the cotton ball stayed wet. After one hour I noticed my eyes were already less swollen. After two hours my eyes appeared normal which shocked me. I peeled the bandage back and to my surprise the swelling was gone. I looked normal. What only two hours before seemed like a disaster was now turned around thanks to colloidal silver. I went to the party with bells on!

I've been drinking it every day now for 1 week and each time I drink it, it lifts my mood and gives me energy. I go from tired or even grumpy to energetic and pleasant!

VW, British Columbia

How to Make Larger Amounts of Colloidal Silver ... Used for Cats Too

My Mom and I have a great way of making large quantities of colloidal silver without having to manually stir. We use magnetic stirrers and they work super for slowly stirring the mixture while the colloids are forming. We make large quantities because we use it in our animals' water.

I have 28 cats, all strays, with varying health issues. The colloidal silver in their water everyday has made a huge difference in their health. ... Plus we use it ourselves so we make at least a gallon a week or more.

D.G., California