

BOB BECK

TAKE BACK YOUR POWER!

CONQUERING "INCURABLES" WITH MICRO-CURRENTS! **BLOOD ELECTRIFICATION** is a proven, startling, rapid, inexpensive and safe discovery for proven remissions.

A suppressed medical breakthrough now apparently guarantees anyone total power to reverse previously "incurable" diseases *INCLUDING HIV and CANCER* with a simple electronic device.

Lecture

A tested, revolutionary, but almost unbelievable medical discovery may enable rapid AIDS, Epstein-Barr, Hepatitis, Cancer, Lupus and other disease elimination. Total cost is \$1.32 per patient per remission of symptoms and requires NO doctors, surgery, drugs, diet, medical bills, shots, herbs or outside intervention. This breakthrough is now YOURS and fully revealed despite apparent suppression by medical and pharmaceutical cartels.

Workshop

EVERYTHING explained enabling rapid do-it-yourself recoveries from previously "incurable" viruses, bacteria, microbes, pathogens, fungi, and parasites in TOTAL PRIVACY with complete instructions plus legal loopholes which may keep researchers unmolested by FDA while healing themselves and others. *Most* subjects are symptom free within 4 weeks. Developed independently by Bob Beck, it's here now !

We have nothing for sale!

B

January 15, 1997

Most men occasionally stumble over the truth, but most pick themselves up and continue on as if nothing had happened. Winston Churchill

Dear fellow researcher, (HIV only)

This "theoretical" (*keep it legal...*) information is now yours. But before you start, you may wish to get a PCR test (count of active HIV cells in blood) and a second one several months after completion of neutralization. Some show dramatic drops, a few show zero HIV counts. However in most cases *symptoms* vanish or decrease dramatically regardless of blood test results. HIV's role in AIDS is still controversial.

Several subjects (but not all) have shown a *NEGATIVE* PCR test (polymerase chain reaction; K. Mullis,) after completion indicating no more active HIV detectable in blood.) But it's normal for common HIV *antibody* tests to remain the same even after complete remissions, just as you will always carry specific antibodies if you've once had childhood diseases like measles, chicken pox, or mumps. Many other diseases including cancer may vanish with electrification and silver colloid ingestion, plus ozone water detoxification.

This very slight and mild electrification of your blood of from one to two hours daily for about three weeks does *not kill* any viruses or harm normal blood cells. Instead, the minute current appears to alter and inhibit the ability of the outer protein layer of the virus to attach to lymphocyte receptor sites and interrupts the reverse transcriptase process. This is thought to block the binding of the HIV virus with the host cell (Thymic-T lymphocyte; CD4 T-helper cells) so the virus is shown in effect to be neutralized, immobilized and eventually eliminated from the body. Rate of recovery is the product of current intensity multiplied by time of exposure. (Kaali; with Lyman and Merkatz; 1994 paper.) This communication describes a safe and tested procedure for interrupting HIV reproduction. But you **MUST** avoid ingesting any medications or medicinal herbs domestic or oriental during blood treatments since blood electrification can cause electroporation of cell membranes and can thus cause tremendous increase of molecular transport into cells resulting occasionally in extreme and toxic overdosing. Allow several days to permit body to eliminate herbs, garlic, and other potentially toxic medications, vitamins, or supplements leaving their traces in your blood at time of electrification. (See J.C. Weaver, Harvard-MIT Division of Health Sciences and Technology in *Journal of Cellular Biochemistry* 51:426-435; 1993.)

With AIDS, be prepared for a temporary initial *DROP* in T-cell count due to lysing (dissolution) of previously infected white cells by treatment-destroyed HIV and its subsequent scavenging by macrophages since tests count both healthy and infected cells. Also some patients do not test PCR negative however practically all will experience a dramatic decrease in symptoms. T-cell counts (T4) may recover and continue to rise dramatically after a time since tests count both healthy and infected cells.

When discussing your recovery, please refer to all data and claims as "hypothetical" to avoid entanglement with FDA and legal constraints forbidding use of the word "cures" or non approved modalities.

If you follow instruction *precisely*, avoiding herbs and toxic medications, and de-toxify properly *YOU may be symptom free in a few months*, safely and surely. We have numerous reports of complete recoveries when all instructions are followed.

Please share your results with me so as to assist others. Your name will not be used. *We still have nothing for sale. So you have nothing to lose since there is nothing to purchase except a few parts.*

With highest regards, and good luck!

Bob Beck



BLOOD ELECTRIFICATION... A PROVEN CURE-ALL?

ABSTRACT / SUMMARY

January 12, 1997 COPYRIGHT © 1997 ROBERT C. BECK, D.Sc.

Climaxing centuries of medical research, an "accidental" re-discovery at Albert Einstein College of Medicine in 1990 resulted in a reliable, positive, reproducible and recently patented (U.S.#5,188,738) cure for "incurable" diseases including AIDS, cancer, gulf war syndrome, biological warfare plagues plus emerging viruses. Essentially it consists of passing microcurrents (50-100 μ A) through flowing blood, which is now proven to eliminate *all* infections and quickly restore damaged immune systems. This appears to have been suppressed because electromedicine instead of pharmaceuticals drastically limits cartel profits and re-empowers patients' sovereignty over all diseases. Strangely, It was never again mentioned except in Science News, Mar. 30, 1991, pg 207. After obtaining simple instruments described in this paper, there are never any other costs for cures except for replacement batteries.

Hundreds of thousands of men, women, and children receiving state-of-the-art medical care die traumatically and financially stressed *every* year with "incurable" diseases. But this proven breakthrough consisting of mild electrification of blood is now reliable, simple, rapid, highly effective, costs only pennies and requires no medicines, pharmaceuticals, vitamins, herbs, doctors or outside intervention. It restores health privately and gives people back to themselves. It is vastly superior to antibiotics and other known treatments, since electrification when properly applied has no side effects and is shown to cure almost every known infectious disease naturally.

Cancer treated by currently acceptable allopathic techniques (surgery, radiation and chemotherapy) costs an average of \$375,000 but patients seldom survive five years. With self-administered electrification, typical costs are under two dollars per complete cure. An optimally functioning immune system has long been known to eliminate cancer, yet cancer is generally treated as a separate disease. Electrification is secretly proven over the last six years to work with hundreds of diseases and no "antibiotic" or "charge-resistant" strains of infectious invaders or side effects are yet known to exist. But you may never see electrification mentioned in a politically correct or establishment-serving media. Cures are too fast, cheap, revolutionary and user-attainable for vested interest profits. This could decimate doctor's incomes.

The author has spent several years researching all aspects of electrification and can suggest do-it-yourself apparatus and simple techniques which safely eliminate all pathogens, bacteria, virus, parasites, fungus, and germs which devastate health and are immune system destroyers. We now have numerous clinical tests, IRBs and PCRs showing sera-conversion and verifying complete recoveries. Many previously dying patients have come forward now completely well and symptom free. *Anyone* can do this for himself if his unconscious death-wish agendas or disbelief in new discoveries or blind faith in the medical "priesthood" are overcome. If the user assembles his own system from scratch, everything should total about \$150 minimum up to \$450 maximum depending on elaborateness for this one-time investment. The simple devices could then heal hundreds of subjects. If working instruments are purchased from manufacturers, this cost could be more. After this one-time initial outlay, out-of-pocket operating costs (replacement batteries) will be only about \$2 per patient per complete cure or almost nothing with rechargeables. Everyone using electrification should experience dramatic health benefits immediately, even if not knowingly afflicted. Common colds can be handled in half an hour.

All four synergistic and essential elements are fully described. They are: (1) Building or acquiring a functioning battery-powered blood electro-purifier that attaches externally to the Radial and Ulnar artery pulse points on one wrist. Full recoveries usually occur in under three weeks with daily electrification of one to two hours. (2) A very simple and inexpensive instrument for making any quantity of Ionic Silver Colloids for pennies ensuring anyone an intact secondary immune system. (3) A high-intensity magnetic pulser which destroys any residual germinating or incubating pathogens in lymph and other organs by inducing back e.m.f. in tissue consequently preventing self reinfection. (4) An ozone generator easily made with tropical fish store components to charge drinking water with O₃. Ozone comfortably detoxifies by oxidation any wastes which the body must eliminate while regaining perfect health.

The secret of this proven miracle cure-all of the future is now out. Why haven't your doctors told you? Take back your power !

End

EXACT MEANS AND METHODS FOR ELIMINATING INFECTIOUS DISEASES and CANCER

Copyright © 1998 Robert C. Beck, D.Sc. January 14, 1998

(The complete process is described here in detail to allow anyone to successfully achieve recoveries and insure that the currently proven methods will never again be "lost" or suppressed.)

WHAT YOU DO. (1) Apply salt-water moistened electrodes over Ulnar and Radial arteries on opposite insides of same wrist. A Velcro® and elastic strap holds electrodes in place. You must electrify blood for one to two hours every day for three weeks. This should not interfere with other activities. As your blood circulates normally, enough will be flowing along this path in forearm until most blood in your body is eventually treated by the 50 to 100 microampere current flowing internally. About 3 to 5 milliampere is necessary at the skin to overcome resistive losses through tissue before current reaches blood.

(2) Drink 8 to 16 Oz of 3 to 5 ppm self-made Silver Colloid daily. Costing under 1 ¢ per gallon, colloids are shown to easily control opportunistic infections. This gives you a second intact immune system. Colloids can be generated in the same water while ozonizing.

(3) Apply your magnetic pulse generator for about 20 minutes daily by positioning and pulsing coil over lymph nodes and internal organs. Pulse each time it recharges at several second intervals. Pulses of high intensity time-varying magnetic flux generate a measurable back e.m.f. in adjacent tissue thus neutralizing any residual germinating and incubating pathogens. Without this step, sufferers have been known to sometimes reinfect themselves. Conventional *permanent* magnets positively will not work.

(4) Drink as much ozonated water as you can comfortably ingest daily. You must generate fresh ozone yourself each time and drink immediately since O₃ has a half-life of only a few minutes. All known pathogens and cancers are anaerobic. O₃ aids their elimination by oxidation and speeds your detoxification and recovery with no discomfort. Consuming O₃ water flushes neutralized pathogens, wastes and toxins from your system. **THESE FOUR STEPS WORK SYNERGISTICALLY AND ALMOST MAGICALLY AND SHOULD BE USED TOGETHER. AVERAGE TIME FOR RECOVERY IS UNDER A MONTH**

If you are not technically oriented, you may, skip the following

HOW AND WHY YOU must DO THIS (1) The blood electrifier and silver colloid maker are usually combined in one small plastic box typically 3-3/4 X 2-1/4 X 1 inch (cigarette pack size) containing one outlet for wrist electrodes and a second for colloid making. A single 9V. transistor radio battery drives a voltage tripler, and a single-IC-chip switches the 27V from negative to positive 3.92 times each second. A biphasic square wave with sharp rise-time output is fed to a 3.5 mm jack connecting to two 3/32" stainless steel electrodes 1" long each covered with two layers of 100% cotton flannel saturated with dilute salt water. A potentiometer allows users to adjust output until comfortable. Red and green LED's show polarity reversal (essential for safe blood electrification) and overall system functioning. A grain-of-wheat lamp indicates current flow when making ionic colloid. Precise electrode locations are determined by carefully feeling arterial pulse points on opposite insides of same wrist and positioning saturated electrodes precisely along the paths where arteries come closest to surface. Locations are critical, since objective is to supply maximal current into blood and not waste it in surrounding flesh. Typical impedance measured from electrode-to-electrode may be as low as 2000 Ω. Adjust output for strongest comfortable level. Schematics, parts lists and detailed instructions appear in my 22 page paper. Anyone can build his own system; you need buy nothing except replacement batteries. However commercially available systems are inexpensive, reliable, and are useable immediately.

(2) **Ionic Silver Colloids** of excellent quality and freshness are easily user-made as follows - Pure silver (99.9%) 14 gauge electrodes providing anode and cathode about 6" long, are immersed in an 8 Oz glass of room-temperature water (tap or distilled) and the 27V dc output is applied for about 3 minutes in tap and 20 min. in distilled H₂O or until water appears milky. Stir and drink immediately two or three times daily. Ozonate the water while making colloid and drink the combination immediately. Some prefer "golden" colloids, easily made by using only heated (150° F) distilled water in Pyrex containers with electrodes activated for ~20 minutes. Store silver colloid in dark brown bottles. Keep out of light and do not refrigerate.

(3) **MAGNETIC PULSER** This extremely useful tool neutralizes active, hibernating or incubating pathogens being normally processed in lymph, spleen, liver, skin, kidney, stomach muscles and other tissue. It is easily made by purchasing or winding a ~2.5 millihenry coil and driving it with a ~35 to 70 Watt-Second (Joules) electronic flash or "strobe" (A Joule is 1/2 CV² where C is in microfarads and V is in Kilovolts) A self-wound inductance of ~130 T #14 or 16 GA, plain enameled magnet wire works well. A 2.5 mH audio speaker cross-over coil is prettier. The coil is simply wired between one electrode of the strobe flash lamp and it's capacitor. The device, if self-made, costs about \$27 and is vastly more powerful than \$5000 to \$7000 commercial devices of far less measurable power. The coil kicks a steel washer several feet into the air when pulsed thus showing the "occult" (invisible) energy going into your body during use. A typical finished device (Sota Instruments, Vancouver, B.C. Canada, 1(800) 224-0242) tests 600 mfd, 330-350V, 36 WS, 21,429 Gauss, 105 Amperes peak, 17,850 Ampere Turns pulse rise time ~1.8 microseconds, pulse duration ~2.6 milliseconds, penetration ~8" in tissue. It and it's ac power supply fits in a box 1-1/2 X 2-5/8 X 4-1/2 with an external applicator coil 2-3/4" dia x 1-3/8" thick on a 4' cord. (These details are offered for professionals only.)

(4) **OZONIZED DRINKING WATER** Before adding this final step to the "magic four", we had some very uncomfortable full-blown AIDS patients while they were detoxifying. All are now completely well and symptom free. By simply *drinking* ozone-charged water, most of the benefits of ozone use such as insufflation (O₃ enemas), autohemotherapy, O₃ injections and blood bubbling, Oxygen Bars and Hyperbaric Oxygen chambers were easily surpassed and made simple and inexpensive. Tanks of "medical oxygen" (identical to welding oxygen) require medical prescriptions. Ozonized water is made from oxygen in ambient air and costs nothing. **MAKING YOUR OWN** You can purchase ozone generators legally in tropical fish (aquarium) stores. Preferred is the 200 ML Sander (brand) ozonizer used with an aquarium aerator pump. Air pumped through a bubble-making "stone" is passed through chilled water. Depending on the strength ozone maker you buy, water becomes "saturated" in a few minutes and must be drunk immediately. You can see an increase in % blood oxygen saturation which often reaches 100% within minutes. Do NOT use ultra-violet (cheapest but almost useless) generators. Use ONLY cold-corona high voltage ozonizers. Construction and use is fully explained in my main paper.

A PROPOSED EXPERIMENTAL/THEORETICAL, NONINVASIVE, NONPHARMACEUTICAL, IN VIVO METHOD FOR RAPID NEUTRALIZATION OF HIV VIRUS IN HUMAN SUBJECTS.

Revision March 13, 1996. Copyright © 1991/95 by Robert C. Beck, D.Sc.

In a remarkable and startling discovery at Albert Einstein College of Medicine, NYC in 1990, it was shown that a minute current (50 to 100 micro amperes) can alter outer protein layers of HIV virus in a petri dish so as to prevent its later attachment to receptor sites. (Science News, March 30, 1991 pg 207.) It may also reverse Epstein-Barr (chronic fatigue syndrome), hepatitis, Lupis, cancer, and many others. HIV-positive users of this enclosed information may expect a dramatic reduction of symptoms after about 45 days. This is reminiscent of a well proven cure for snakebite by application of electric current that instantly neutralizes the venom's toxicity. (Lancet, July 26, 1986, pg 229.) And there may be several other diseases as yet undiscovered or untested viruses neutralizable with this discovery; perhaps more surprisingly, even the common cold.

This very simple and valid blood clearing treatment proved of great promise as a positive method for immobilizing known strains of HIV still present and contaminating some European and US blood bank reserve supplies. It was further suggested that infected human HIV carriers *could be cured* by removing their blood, treating it electrically and returning it by methods similar to dialysis or by surgically implanting electrode arrays with miniature batteries sewn inside blood vessels as described in US patent # 5,188,738. Dr. S. Kaali, MD, projected that "years of testing will be in order before such an *in vitro* (blood removed for treatment) device can be made ready for widespread use" (Longevity, Dec.1992, pg 14.) This paper reveals an alternate "do-it-yourself" approach for electrifying/purifying blood *with no dialysis, implants, or medical intervention*.

In the writer's opinion both blood and lymph can be cleared *in vivo* (which means blood isn't removed or skin ever penetrated) simply, rapidly, and inexpensively with similar but *non-invasive do-it-yourself* techniques described herein. All are fully disclosed in this paper. Also included are proven schematics, parts lists, electrode construction and complete instructions. Electronic and controlled electroporation approaches may easily make vaccines, antibiotics (even if possible someday), pharmaceuticals, supplements, herbs and diet therapies, plus other proposed remedies obsolete, even if they worked and were universally available at no cost immediately.

In a public lecture (Oct.19,1991) the writer proposed this theoretical do-it-yourself method for eliminating HIV, parasite, fungi, viral and pathogens *in vivo*. Subsequently, his original modalities and protocols have been extensively peer reviewed, refined, simplified and made universally affordable (under \$75 for both devices including batteries when self-made). These three simple treatments used in tandem can potentially nullify well over 95% (and perhaps 100%) of known electrosensitive pathogens residing in blood, lymph, and other body tissue and fluids. Following is a summary of several years of testing with this non-iatrogenic, do-it yourself, simple and inexpensive experimental solution to the ever escalating "incurables" dilemma. There are no known side effects since milliampere currents applied to skin are much lower than those in FDA approved TENS, CES and muscle stimulators which have been in safe daily use for many years. Battery replacement costs are about \$1.32 per month per user or about 7c per day for a typical 21 day "spontaneous remission". No doctors, pharmaceuticals, shots, diets, medications, or other intervention appears necessary.

One compact battery-powered blood clearing instrument is basically a miniature relay driven by a timer chip set to ~4 Hertz. Its 0 to 27V user adjustable biphasic output minimizes electrode site irritation. The described system delivers stimulation through normally circulating blood via electrodes placed at selected sites (such as one electrode below ankle bone on inside of foot and another on opposite foot) over the sural, popliteal, posterior tibial, or peroneal arteries where the subjects' blood vessels are accessibly close to the surface (pg 7) or on wrist or arm. Optimum electrode positions are reliably located by feeling for strongest pulse (pg 5.) Micro-current treatment is of such low amplitude that it creates no discomfort when used as directed and is demonstrated to have no harmful side effects on healthy blood cells or tissue. A major obstacle to this simple, proven, and obvious solution is disbelief. Treating approximately 120 minutes

per day for four or six weeks should in the writer's opinion effectively neutralize well over 95% of HIV plus any other electrosensitive viruses, parasites, bacteria, pathogens, or fungi in blood. In heavy infections, shorter application times will prevent stressing patients with toxins. Simply treat for a greater number of days or ingesting ozonized water. In time, the restored immune system plus silver colloid may handle residual problems. In the special case of diabetically impaired circulation longer treatment times may be indicated. (See expanded instructions pg 5.) Immobilized viruses may be expelled naturally through kidneys and liver. More rapid neutralization is possible but *not* recommended because of potential excessive toxin elimination (Herxheimer's syndrome). T-cell counts usually drop initially because of lysing and scavenging by macrophages but should recover and increase after a few months. Even negative PCRs are sometimes reported.

Latent/germinating HIV reservoirs in body's lymph or other tissues and glands may theoretically be neutralized with a *second* and separate device by the strategy of generating a very high intensity (~10 kilogauss) short duration (~10 μS) magnetic pulse of >20 Joules by discharging a modified strobe light's capacitor through an applicator coil held against body locations over lymph nodes, thymus, kidneys, adenoids and other possible internal sites of latent infection (see pg 8). By the physics of Eddy current / back emf "transformer action" (Lenz' law) the desired criteria of minimum current induced through infected tissue on the order of >100 μA should be readily attained. Several pulses repeated at each site may insure a reliable "overkill" for successful disease neutralization. A magnetic "pulser" is very simple to build. Full instructions are on pg 6.

But subjects must assume responsibility for their own health- a "heresy" in today's society conditioned to look for answers only to a medical establishment that has no current knowledge remotely promising "cures" for numerous other well known fatal diseases.

These "theoretical solutions" are being disclosed under constitutional freedom of speech guarantees in spite of extensively organized hostile opposition to non-pharmaceutical or *inexpensive* cures. Data can be *legally* offered only as "theoretical" and no medical claims can be made or implied. "See your health professional!" Anyone at his discretion and assumed responsibility should be free to build, use (on himself) and network his "research" results. With these data an average intelligent high school student should confidently be able to assemble *both* theoretical blood and tissue clearing modalities in about three hours and for a total investment of around \$75.00. Components are widely available. After assembling, "cures" cost about \$1.50 per patient for batteries. If electronically unskilled, "busy" or technically illiterate, call an "Amateur Radio Supply" store (yellow pages) and find a ham radio operator, hobbyist or TV repairman or pay any kid on the block to do it for you. After "spontaneous remissions" some users may wish to interest their doctors. But be advised that *electronic* cures may be vigorously suppressed or ignored because there is presently no credibility nor drug cartel profit in this inexpensive AIDS solution. Also the 1910 Rockefeller-Flexner Report attempted to discredit electro-medicine with a conspiracy to inflate pharmaceutical profits.

I'm definitely *not* soliciting funds. This was independently developed by Bob Beck at his private expense and offered freely for "theoretical, informational, and educational purposes only" and with absolutely no profit motive. Non-FDA approved devices are illegal to use within the USA except via little known FDA loopholes. *Researchers* are allowed to use *anything* on patients if safe, they build it themselves and don't sell them. (Code of Federal Regulations 21 § 807.65 subsections {d} & {f}) See actual text in footnote on pg 4.) Although we will offer technical updates and always welcome feedback from users, please respect the writer's privacy and never attempt to contact him for additional help, advice or information. *Everything* users need to know is included herein. We have nothing for sale.

Biomedicine

MARCH 30, 1991 pg. 207

Shocking treatment proposed for AIDS

Zapping the AIDS virus with low-voltage electric current can nearly eliminate its ability to infect human white blood cells cultured in the laboratory, reports a research team at the Albert Einstein College of Medicine in New York City.

William D. Lyman and his colleagues found that exposure to 50 to 100 microamperes of electricity — comparable to that produced by a cardiac pacemaker — reduced the infectivity of the AIDS virus (HIV) by 50 to 95 percent. Their experiments, described March 14 in Washington, D.C., at the First International Symposium on Combination Therapies, showed that the shocked viruses lost the ability to make an enzyme crucial to their reproduction, and could no longer cause the white cells to clump together — two key signs of virus infection.

The finding could lead to tests of implantable electrical devices or dialysis-like blood treatments in HIV-infected patients, Lyman says. In addition, he suggests that blood banks might use electricity to zap HIV, and vaccine developers might use electrically incapacitated viruses as the basis for an AIDS vaccine. For scientists working to create contraceptive devices that repel sperm with electricity, the new study also hints at a lifesaving side effect: protection against HIV.

BUSINESS WEEK / SCIENCE & TECHNOLOGY
APR. 5, 1993 pg. 83

THE LACK OF SYMPTOMS DOESN'T REFLECT AIDS' EARLY STRENGTH

One of the great puzzles of AIDS is why the disease usually takes years to develop. During the long period between initial exposure to the HIV virus and the first symptoms, scientists have detected only small amounts of the virus in the blood. This suggested that the infection exists at a low, latent level before it flares up.

But two new studies reported in the Mar. 25 issue of *Nature* overturn this theory. Researchers at the University of Minnesota at Minneapolis, the National Institutes of Health, and other institutions have found massive amounts of the virus present during the early, symptomless stage of the disease. Up to 25% of the cells in the lymph nodes are infected with the virus, reports the team led by Minnesota's Ashley T. Haase.

The results raise questions about current treatment. If so many immune-system cells are infected, drugs that are typically given later may not control the disease. The findings suggest that drugs should be started as soon as the infection is discovered. That "might reduce the amount of virus later," says oncologist Howard M. Temin of the University of Wisconsin, who co-authored an analysis of the studies in *Nature*.

A-10 / The Houston Post/Wednesday, March 20, 1991

YOUR HEALTH/MEDICINE

Scientists say electric current may help fight AIDS

REUTER NEWS SERVICE

NEW YORK — Doctors at a prestigious New York medical center are testing a new way to fight AIDS — using electrical energy to weaken the killer virus — and say their first results are encouraging.

Researchers William Lyman and Steven Kaali of the Albert Einstein School of Medicine said Tuesday that initial laboratory tests have

shown electrical current can weaken the virus believed to cause acquired immune deficiency syndrome.

The two men said they plan to move to the next phase of the experiment in April using blood samples from people with AIDS.

If their tests are successful, the researchers hope it could lead to a new way to treat AIDS patients, possibly involving a dialysis-type

machine in which an AIDS patient's blood would be treated with electrical current outside the body.

"What we have done is expose the AIDS virus in laboratory circumstances to electrical current and then incubated the virus with white blood cells susceptible to the virus. We found that the virus became much more ineffective," Kaali, a specialist in the medical use of electrical current, said.

Lyman, an AIDS researcher and associate professor of pathology at Einstein, likened the new technique to chemotherapy.

"You are not going to get rid of the tumor, but you could get rid of enough of it to help the patient lead a normal life. This is not a cure but a new tool," Lyman said.

He added that the use of electrical energy has no toxic side effect and that a similar technique has been used as a treatment for reducing herpes.

SPECIAL SECTIONS

OUTER LIMITS

• "Electrocuting" the AIDS Virus

"ELECTROCUTING" THE AIDS VIRUS: A SAFER-YET BLOOD SUPPLY

Despite official reassurances about the safety of the nation's blood supply, concern lingers that small amounts of HIV-infected blood may be sneaking through, especially since current screening detects only antibodies to the virus, which can take months to form. But now a new electrical process for cleaning blood of viruses may solve the problem.

At the Albert Einstein College of Medicine in New York City, Steven Kaali, M.D., has found that most of the AIDS viruses in a blood sample will lose their infectious capability after being zapped by a very low-level current. Repeated exposure appears to leave blood virtually free of HIV, as well as hepatitis—without harming blood cells.

Kaali cautions that it will take years of testing before a virus-electrocuting device is ready for use. But, ultimately, he predicts, it could be used not just to purify blood, but to treat people with AIDS, by channeling their blood out of the body, exposing it to virus-

killing current and then re-turning it. "By lowering the viral count," he says, "we may be able to lengthen and improve the quality of AIDS patients' lives."

—Sharon McAuliffe

DECEMBER 1992

LONGEVITY

A PRACTICAL GUIDE TO THE ART AND SCIENCE OF STAYING YOUNG

4 PROPOSED THEORETICAL IN-VIVO BLOOD HIV, PATHOGEN, PARASITE AND FUNGI NEUTRALIZING DEVICE 4

COMPONENT DESCRIPTIONS, SOURCES, AND CURRENT PRICES (March 1995)
Revision March 13, 1996. Copyright © 1991/95 Robert C. Beck

Note: These data are for theoretical, informational and instructional purposes only and are not to be construed as medical advice. Consult with your licensed medical practitioner. Note; Some builders have ego problems with following instructions (*Not Invented Here*) and like to find "mistakes" or possible "improvements". Hundreds have been built successfully if duplicated exactly as shown.

Do not expect this device to function optimally if ANY electrical changes or ego improvements are attempted.

7555 CMOS timer chip (generic)	IC1	\$ 1.80	
100 k ohm 1/4 watt 5% resistor	R 1	.07	
1 meg Ω	R 2	.07	
2.2k Ω	R 3	.07	
1 k Ω	R 4	.07	
100k Ω linear taper pot, 1/2 watt Caltronics P-68	R 5	2.56	
200 μF 20 V (or higher) electrolytic capacitor	C 1	.45	
0.22 μF Tantalum	C 2	.25	
1N4001 diode 2 required @ .15	D 1 & D 2	.30	
18Volt Zener diodes, 1/2 Watt, 2 @ .79	D 3 & D 4	1.58	(NTE5027A)
NPN Transistor, generic 2N2222	Q 1	.30	
Bulb, 6.3V .075 A type 7377	B 1	1.34	
Relay, 5 V 50Ω coil PCB Mount DPDT Selecta Switch	SR15P207D1	5.45	
Misc. wire, solder, etc.		.50	
Note: Action now supplies a custom printed circuit board #PS-PCB for:		15.00	

All 15 components listed above available at ACTION ELECTRONICS
1300 E. Edinger, Santa Ana, CA 92705 (714) 547-5169

Bicolor LED red/green Radio Shack #276-012	LED 1	\$ 1.19	
Jack for electrode leads 274-251 3/\$1.59	J 1	.53	
DPDT switch, 275-626 or equiv. (Used as DPST)	SW 1	2.55	
SPST Submini momentary push button switch	SW 2	.59	ER-SW101 "Test"
Battery holder, 4-AA cells, Radio Shack	270-383	1.29	
4 Alkaline AA cell batteries, #23-552	4 for	2.89	
3 Alkaline 9V batteries, type 1604 etc.	3 for	3.75	
3-9V battery snaps (clip-on connectors)	270-325 pkg 5/\$1.29	1.29	
Box, if used			\$ 2.29

Above items generally available at local Radio Shack stores

Lead wire with 3.5 mm plug, 6 ft., Mouser or Calrad Electronics		.35	
Electrodes, stretch elastic, Velcro, cotton flannel, alligator clips, etc.		± 5.00	(See notes)

Total Cost for all components for do-it-yourself project \$ 49.24

This design is basically a 7555 IC timer chip set for 50% duty cycle and ~3.9 Hz. driving a sub-miniature relay. Electrode polarity continually reverses -1/4 second positive / 1/4 second negative. Frequency is not critical.

Patents applied for.

Footnote

CODE OF FEDERAL REGULATIONS 21 § 807.65 Subpart D - Exemptions, Paragraphs {d} & {f}
Excludes and exempts from regulation:

"(d) Licensed practitioners, including physicians, dentists, and optometrists, who manufacture or otherwise alter devices solely for use in their practice."

"(f) Persons who manufacture, prepare, propagate, compound, or process devices solely for use in research, teaching, or analysis, and do not introduce such devices into commercial distribution."

Use of this device therefore appears legal and exempt from FDA regulations when you construct it yourself for research and / or use in your own practice ! But double-check your local, county and state regulations for possible exceptions.

SUGGESTIONS FOR ACQUIRING AND USING AN INDUCTIVELY COUPLED MAGNETIC PULSE GENERATOR FOR THEORETICAL LYMPH AND TISSUE HIV NEUTRALIZATION

Revision January 15, 1997 Copyright © 1991/96 Robert C. Beck, D.Sc

Note: These data are for informational and instructional purposes only and are not to be construed as medical advice. Consult with your licensed health practitioner.

In keeping with do-it-yourself inexpensive hypothetical approaches to self-help, the simplest and most rapid means for obtaining a capacitor-discharge theoretical magnetic pulse lymph and tissue pathogen neutralizer would be to find and modify a used functioning portable battery and ac powered electronic flash (strobe light) for cameras. These are acquired at swap meets, yard sales, pawn shops, or in junk boxes at used camera stores. Or purchase a new Vivitar (brand) model 1900 (\$22) carried at some professional camera stores. This compact, light weight, inexpensive, rapid recharging flash is only 17.5 Watt-seconds (Joules; calculated as $1/2 CV^2$ where C is in μF and C is in kilovolts) power but is readily available and easily modified. It works well enough for casual use but runs on batteries only so has greater operating expense than an AC/DC unit.

California swap meet prices for used strobes range from \$4.00 to about \$18.00. One Sunday the writer found a dozen ac/dc strobes, all in good working condition. Carry four AA batteries with you so you can test flash units before purchasing. Almost any brand or model of comparable output power (17 to 35 watt-seconds) should work. *Preferably select one with 115V ac as well as battery operating (dc) capability.*

First wind the applicator coil. Junk VHS videocassette reels are cheap, plentiful and adequate for this application. Remove 5 screws from shell, remove reels and discard tape. Be SURE alternative spools (if used) are non-conductive (plastic) or system will not work. Avoid shorter length VHS tape reels which may have center hubs larger than 1" dia. and won't hold sufficient wire. Drill 1/4" holes through hub and through center of flange(s). Make two 4" discs from 1/4" thick plastic, metal, plywood or stiff fiberboard, drill 1/4" center holes and another 1/4" hole off-center so coil's inside lead wire can be pulled through. These "stiffeners" must sandwich reel's flanges tightly so they won't warp or split as wire pressure builds up while winding progresses. A 2" (or longer) 1/4-20 machine nut and bolt with washers through centers will clamp flange stiffeners and reel and also provide a shaft to hold in a variable speed drill motor or similar winding device if used. Remove bolt and stiffeners when finished.

Specifications: Completely fill tape spool with # 14 or 16 enameled copper magnet wire (130 to 160 turns) wound into the 1" dia. hub and 3-1/2" OD spool with a gap width for wire of 5/8". Scrape enamel insulation 1/2" from ends and tin. Pull inside end of magnet wire through hub and stiffener and to outside). About 1-1/2# should fill spool. Remove bolt, stiffeners, and finished coil. Now solder ends of 4 ft of heavy two-wire extension cord to each side of coil. A # 14 finished coil weighs ~1 LB 3 oz, has ~0.935 millihenry inductance, 0.34 Ω resistance, and takes ~20 minutes to hand wind or ~3 min. with drill motor. An excellent alternative is an AMS brand air-core crossover inductor for home audio, MCM Electronics, Centerville, OH 45459, (800) 543-4330 catalog # 50-940, #16 gauge, 0.58 Ω , 2.5mH, 2-7/8" dia., \$10.65.

Strobe modification consists simply of wiring the finished applicator coil with 4' ft. leads in series between either flash tube electrode. Be extremely cautious when working with case open because a strobe's capacitor can hold a residual high-voltage charge for a long time even when "off". Before modifying and to avoid shock, short out the capacitor by placing clip leads directly across the flash tube. Remember to remove this shunt later. To install coil, unsolder either wire from flash tube electrodes and connect one lead wire from coil to that side of tube. Connect the other lead from coil to the wire you just removed from tube. Insulate connections with tape. This places your coil *in series* with the flash tube and enables the lamp to act as an ionized gas relay or "thyatron" that dumps most of capacitor's stored energy through coil when fired. Lamp will still flash but less brightly. Cover flash window with black paper. Melt wire-slot with soldering iron. Replace case. You're done!

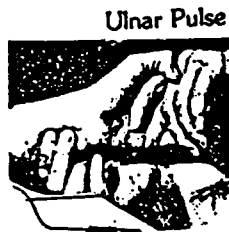

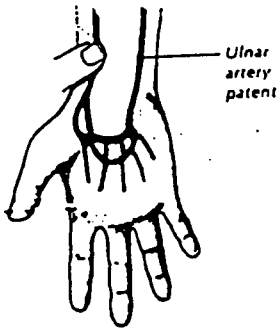
Is it working properly? A good way to test strength of pulsed magnetic energy is to lay a thin steel washer (one strongly attracted to magnet) flat on top of coil, 1/2" off center. A 1" dia. "fender" washer with 1/8" center hole works well. Let the flash unit charge for about ten seconds or until the strobe's "ready light" comes on then push flash button and see how high the washer is "kicked" by Eddy current repulsion. A 35 watt-second strobe repels this washer over a foot inches vertically. Think of your pulsed coil as the "primary" of a transformer and anything conductive nearby (living tissue included) as the "secondary" in which current is induced when cut by coil's time-varying magnetic lines of flux. Your do-it-yourself magnetic pulse generator delivers a measurable output intensity *several thousand times* more powerful during each cycle than \$7,000.00 German "Magnetotrons"®, Elecsystem "Biotrons"®, or Canada's "Centurion"® devices widely exhibited at holistic medical expos, none of which is nearly powerful enough for effective HIV, herpes, hepatitis or Epstein-Barr neutralization. Pulsers are also functionally similar to the "Diapulse"® miracle-working healing modality when coil is applied over liver and other organs. Regular permanent magnets no matter how powerful in Gauss absolutely will *not* work for this application regardless of claims since only a *time varying* field induces a significant current in tissue. Magnetic fields and therefore induced currents penetrate *all* body cells, bones and tissues in proximity to coil (effective approx. 8 inches deep) and can theoretically neutralize electro-sensitive pathogens and viruses such as herpes B, HIV, hepatitis, Epstein-Barr and possibly many others as yet undiscovered that hide *within* nerve sheaths and are therefore untouchable via immune system, white cells, or injectables. This may account for the impossibility of curing many known chronic infections via pharmaceuticals, antibiotics, or any presently known conventional treatments other than electrotherapy. Use pulser on body sites daily. This pulser is safe to use anywhere on the head, and body except with cardiac pacemaker users. See pg 8 for lymph locations. Zap sites at ~10 second intervals for ~20 minutes daily.

To use. press fully insulated coil flat against body over lymph glands and other selected locations such as shown on pg 8. Let strobe build up to full charge (about 4 to 10 seconds between pulses) and flash while pressing coil over each selected site. Subjects will feel no physical sensations except for light "thumps" during this phase of electrification. Exposure levels are considered safe because intensity of this magnetic pulser is much lower than Magnetic Nuclear Resonance Imaging in routine use on tens of thousands of patients. But should subject feel "headachy", nauseous, sluggish, or display flu-like symptoms after exposures with either of these two devices, reduce number of pulses or duration of blood clearing process and drink ozonated water. If immune system is very badly damaged, you may need to repeat all routines after several months to insure neutralization. *When using, keep coil several feet away from credit cards, watches, magnetic tape, computers, floppy disks, homeopathic remedies, etc.,* since its powerful magnetic field can de-gauss and erase magnetic data as well as subtle energy potentiated medicines. As an unanticipated serendipity, pulsers are reported to erase deeply rooted lymph and tissue pathology and possibly even classical "miasma's" as well as many other microbes, fungi, bacteria, parasites, and viruses. Flash should preferably be used with ac power to save battery costs since you'll only get about 40 full pulses per new set of alkaline batteries. For sanitary purposes, enclose coil in plastic zip-lock discardable sandwich bag. *When treating numerous subjects if there's no ac adapter it is economical to utilize a small rechargeable lead-acid "motorcycle" battery.* Sota Instruments, Vancouver Canada's latest pulser measures 600 μF , 330-350V; 36.75 Joules; 21,429 Gauss at 105 Amperes peak; 17,850 Ampere Turns; pulse rise time ~1.8 microseconds; pulse duration ~2.5 milliseconds; lifetime ~85,000 cycles; and penetrates ~8" through tissue. Sota can be reached at 1 (800) 224-0242

How much should this cost? Used electronic strobes cost ~\$2.00 to ~\$18.00. Three 1/2 LB spools of #14 magnet wire retail for \$9.66 ea. at Action Electronics. (You'll need ~1-1/2 LB) 4-AA alkaline batteries, \$ 2.89. A 12 ft #14 X 2-wire 15 amp. ac extension cord costs about \$2. and makes 3 sets of leads. or use heavy-duty speaker wire. VHS spools ~50¢. Wholesale wire from \$2.50 to \$4.35/ LB in 10 LB rolls at Pacific Wire & Cable, 1228 S. Village Way, Santa Ana, CA 92704. (714) 558-1864 ~1 week delivery. **~\$12. minimum / \$60.50 maximum.**

EASY LOCATION OF PREFERRED SITES FOR HYPOTHETICAL BLOOD ELECTRIFICATION

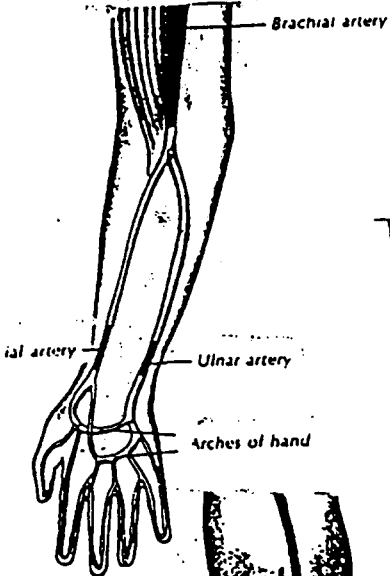
Revision January 10, 1997. Copyright © 1997 Robert C. Beck, D.Sc.




Align Electrodes Parallel to and Directly Over Pulse Paths

This figure illustrates the hypothetical placement of the two probes on the same forearm and wrist. A stretch-band with Velcro™ can be used to hold snugly in place. Position straps before sliding salt-water saturated cotton covered electrodes under straps. They are about 6" apart on same

Radial Artery



Small saphenous vein



Great saphenous vein

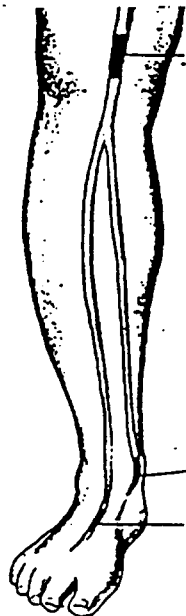
Communicating vein

Great saphenous vein

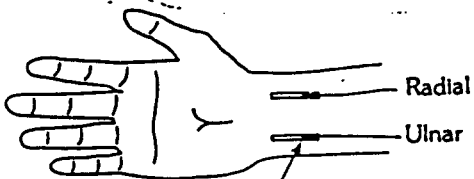


Small saphenous vein

Popliteal artery (back of the leg)



Dorsalis pedis artery



Align Probes Parallel to Pulse

This figure illustrates the hypothetical placement of the two probes on the same wrist. A double sided hook-and-loop (Velcro™) strap can be used to hold the probes in place. It is easier to place the electrodes on the body if you first place the velcro strap around the wrist, and then insert the electrodes under the strap

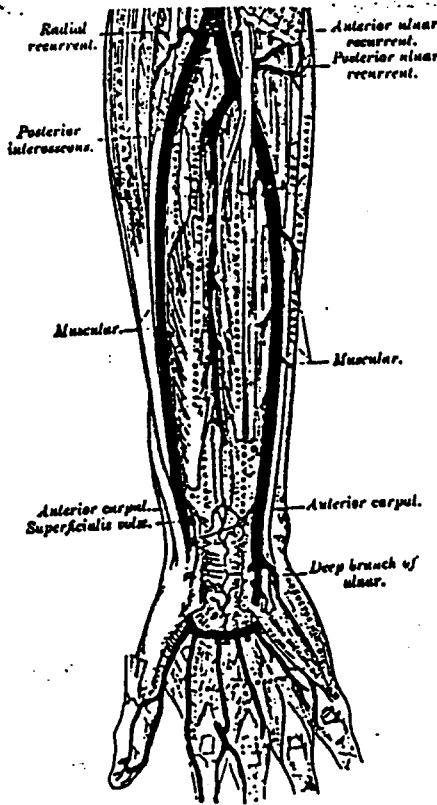


FIG. 33B.—Ulnar and radial arteries. Deep view.

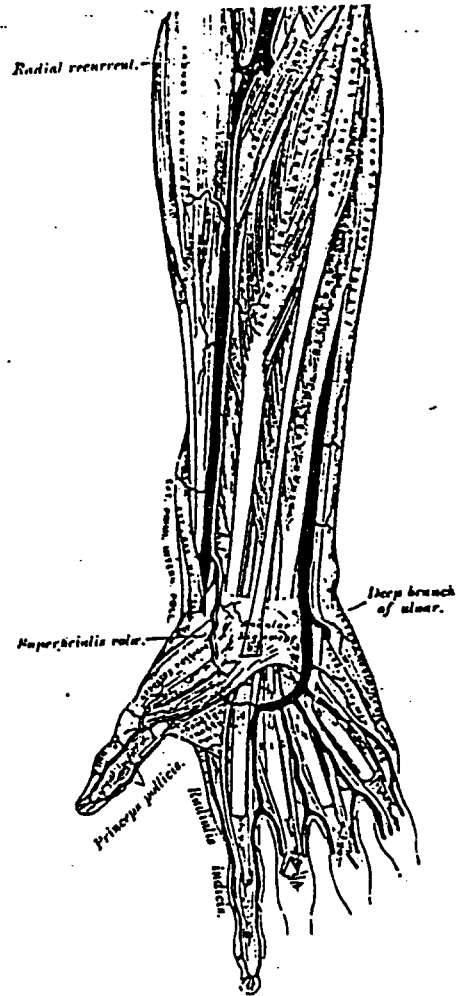


FIG. 33A.—The radial and ulnar arteries.



EASY LOCATION OF LYMPH NODES FOR PREFERRED HYPOTHETICAL MAGNETIC PULSING SITES

JAN. 10, 1997 Revision. Copyright © 1997 Robert C. Beck, D.Sc.

Press either flat side of coil tightly into skin and "flash" each site three to five pulses daily after "ready" lamp lights.

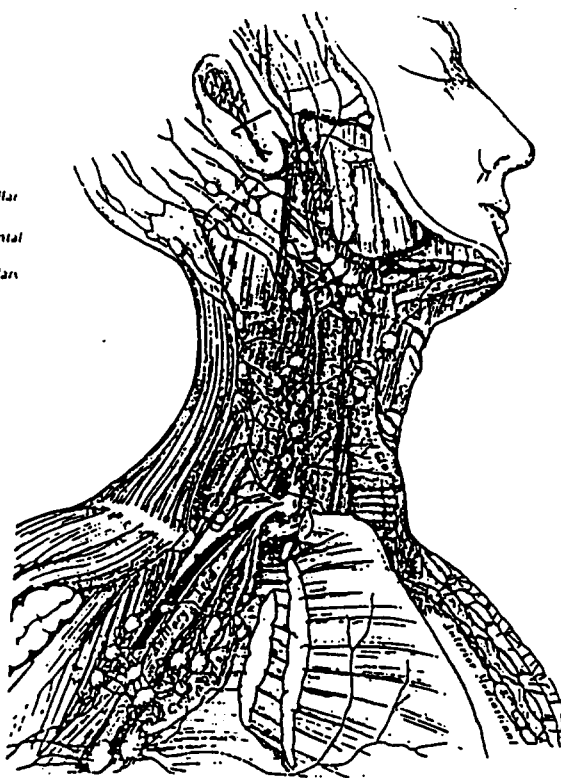
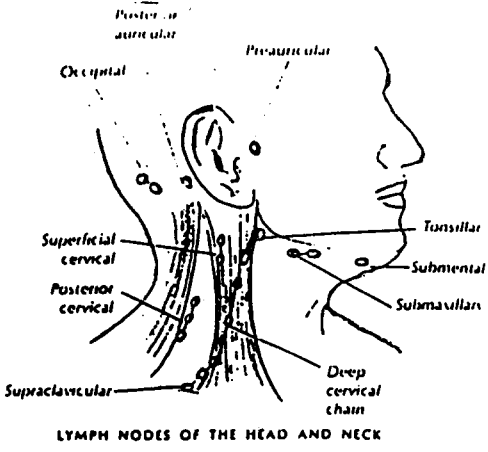


FIG. 36.—The deep lymphatics and glands of the neck and thorax.

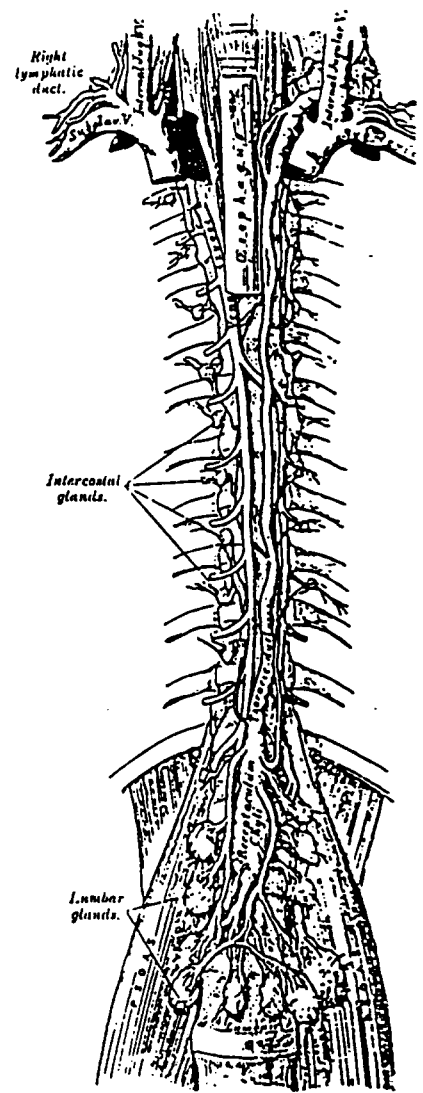
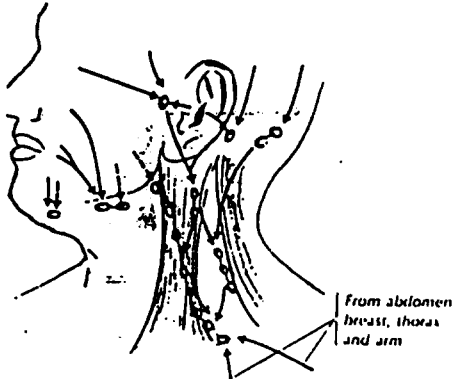
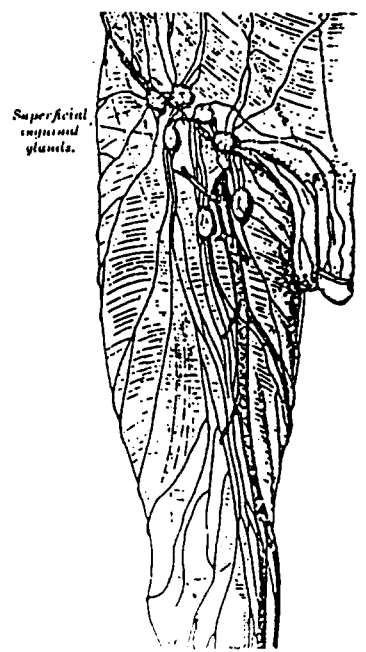
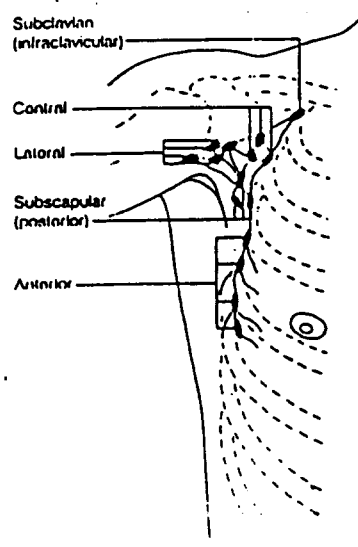
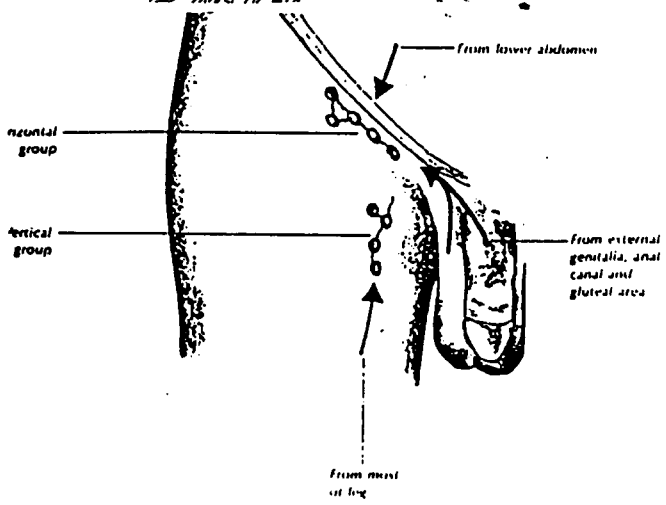
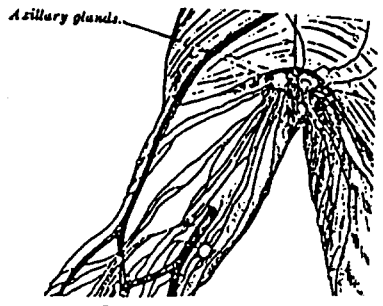
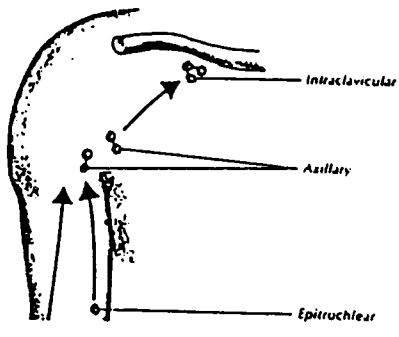


FIG. 37.—The thoracic and right lymphatic duct.



— External lymphatic drainage
 - - Internal lymphatic drainage (e.g. from mouth and throat)

LYMPHATIC DRAINAGE OF THE HEAD AND NECK



Total Cancer Remissions through Blood Electrification combined with Silver Colloid

Theories Offered for Information and Educational Purposes Only and are the Author's Opinions
Copyright © 1996 Robert C. Beck, D.Sc. re Issued January 15, 1998

**Opinions expressed in this article are based on the author's first hand experience
and do not necessarily reflect those of this publication**

My archives contain a tantalizing report from several decades ago describing an authenticated record of an older man who was struck by lightning, survived, and subsequently grew a third set of teeth and a bushy head of youthful new dark hair. His grossly metastasized, inoperable cancers vanished. He threw away his glasses and cane, and appeared much younger and was totally healthy for the first time ever. This fascinated scientists and years later almost encouraged some highly illegal and bizarre human experiments in an abandoned aircraft hangar in Wendover, Utah where Tesla coil research with ball lightning was underway. The incident generated wide speculation but few insights at the time. This mystery remained sleeping until 1990 when an astounding discovery was reported at Albert Einstein College of Medicine in NYC by Drs. Kaali and Wyman. Not surprisingly, the revolutionary data were apparently immediately suppressed. (See *Science News*; Mar. 30, '91 pg 207; and *Longevity*. Dec. '92 pg 14.)

As a totally unexpected and unpredictable outcome of the writer's self-funded research into "blood electrification" with micro currents for AIDS (currently showing excellent results), a growing number of users previously unknown to me began independently reporting "spontaneous remissions" of numerous *other* diseases **including cancer**. Most involved no doctors, medication, or time off. Recoveries occurred after subjects had self-administered an altered do-it-yourself blood treatment process first described in US Patent #5,188,738 issued to Dr. Steven Kaali in '93. We were puzzled to find explanations. This preliminary report offers a possible theory. Magnetic pulsing success with cancer were independently proven again in 1984 and described in US Patent # 4,665,898 plus many other patents dating back to 1890 !.

The Einstein disclosure describes removing blood from one arm, electrifying it, and returning it to the other arm in a process similar to dialysis. It also describes surgically implanted active electrode chambers containing miniature batteries sewn inside blood vessels. This author's preferred approach leaves all blood in the body, is totally non-invasive, costs practically nothing and is safely accomplished in about a month with ~two hours per day exposures as one goes about his normal activities. It handles pathogens while blood flows normally through the ~60cc volume of the electrified forearm's ulnar branch artery from wrist to elbow. Without medications, invasive techniques or doctors, most pathogens, viruses, microbes, parasites and fungi just tend to disappear. Progress can be readily observed in blood with dark-field and phase-contrast microscopy. The entire process and simple apparatus with parts list is fully described in my '91 paper reprinted in recent issues of *Explore!* (Vol. 7 #1) and in this paper. Also simple instructions for self-made silver colloids of far better quality than you can usually buy are given in Vol. 7, #2 of *Explore!* also *Explore More*, Issue #15. *Back issues: Box 1580, Mt. Vernon, WA 98273, phone (360) 424-6025* You can turn any glass of tap or distilled water into a 3 ppm top-quality ionic electrolytic colloid in about two minutes anywhere with a shirt pocket instrument by simply running 27V (three 9V transistor radio batteries) between two short lengths of pure silver (never "Sterling") wires submerged in water. To date many "spontaneous remissions" of dozens of "incurable" illnesses including HIV have been reported by users and researchers of this "blood purification" when combined with ingestion of pennies-per-gallon instantly self-made ionic silver colloid plus magnetic pulsation and ozonized drinking water. Since none of dozens of friends using these apparent miracles has experienced infections, colds, flu, pneumonia, or lost a single day's productivity in over three years, evidence strongly suggests restored immune systems or dramatically improved blood functioning. It is also fascinating to note that several pet owners report their cats now refuse to drink water if silver colloid is not added. Trips to veterinarians with previously recurring infections were cut dramatically. It is as though the Creator had left a secret "back door" method for mankind to finally conquer the adversary, - incurable diseases plaguing us since the beginning of time. To avoid legalities, these data are being offered under first amendment freedom of speech rights and should not be construed as medical advice.

It has long been known that dissections of cadavers dying of natural causes reveal many have had cancer several times during their lifetime resulting in "spontaneous remissions" generally without their knowledge and without ever visiting a doctor. An optimally functioning immune system somehow automatically "handles" diseases of which the subject seldom becomes aware. Several promising broad-spectrum natural immunological agents like interferon and interleukin are produced by healthy immune systems but would cost thousands for patients with already overloaded or "shut down" defenses although many such neuropeptides could speed cures. Other respected researchers describe "pleomorphic" forms of cancer pathogens which evolve through several stages - even mycotoxin involvement- *all* of which surrender to blood electrification. In spite of dozens of theories offered, most diseases disappear with these simple, rapid, inexpensive in-vivo do-it-yourself tools and *without* drugs, herbs, homeopathics, pharmaceuticals, diets, doctors, discomfort or *any* medical intervention. Users have nothing to buy except replacement batteries. Complete recoveries cost under \$1.32 per patient per disease. For persons unable to self-assemble the simple electrifier (about two hours and ~\$40), dozens of people are currently custom building them and several companies are providing excellent and reliable combination "plant growth stimulators" and colloid generators ready to use. Most retail ready-to-use from \$135 to \$200. But this health breakthrough is politically incorrect and may never be FDA approved because of billions invested in treatment facilities, pharmaceuticals, and in clinical diagnostic equipment which must be amortized even if obsolete. This discovery gives power over diseases *back to the individual*- an economic

disaster for the health cartels! The only dangers lie in too rapid detoxification avoidable by increasing ozonized water intake for flushing and oxidizing wastes (Herxheimer's syndrome), plus avoiding ingestion of *any* herbs (particularly garlic) during blood electrification because of vastly enhanced cell absorption due to electroporation. (See J.C. Weaver; Harvard-MIT in *Journal of Cellular Biochemistry* --51:426-435;1993.) All drugs, herbs, alcohol, tobacco, pharmaceuticals, and some vitamins *must* therefore be discontinued for at least two days before starting and for the duration of blood electrification or magnetic pulsing. This minimizes substances in your blood plasma which may become toxic at ~20X their normal levels.

Electrification is now being successfully used underground around the world. One Eastern MD claims numerous documented cancer cures by using only blood electrification and *no* surgery, radiation, drugs or chemotherapy. Many were considered terminal. We're even seeing clean blood tests of now healthy patients with previously long-standing "incurable" diseases. We have in our possession many results showing total AIDS remissions, sera conversions, and negative PCR tests.

One example-- cervical cancer alone kills ~1/3 of all victims in the third world, and has long been known to be caused by the papilloma virus. Electrification eliminates these toxic "fellow travelers" coexisting in our blood and automatically handles innumerable diseases previously considered "incurable". Ebola or other possibly genetically engineered biological warfare "designer" plagues may be unleashed someday per some theories of Gulf War Syndrome diseases which are currently immune to all other known countermeasures *except* blood electrification, colloids, and ozone..

The most reasonable theory of why electrification is so surprisingly effective for so many conditions lies in the now-proven fact that when correctly applied directly into blood (*not* into other body tissue like palms of hands, soles of feet, or organs) the process neutralizes all microbes, pathogens, fungi, parasites, viruses, bacteria, mycotoxins and coexisting foreign lifeforms and alien invaders and their byproducts. In my opinion, this should never be confused with Royal Rife. Hulda Clark or others modalities. Effective results are found to require a *minimum* of 27 Volts measurable under load with low impedance output which must deliver up to several *milli*-amperes measurable current into skin to produce the required 50 to 100 *micro*-amperes internally through blood after the inevitable series resistance losses through vessel walls plus several layers of tissue. Electrical currents in blood can be measured with an ac microvolt meter by IR drop using partially insulated hypodermic needles inserted ~6 inches apart into the same artery. Clark's "syncro zap" running at her standard 30 kHz (considered many octaves too high to be effective) actually measures only ~2.6V peak to peak under load (~2000 ohms) at palms. This is an order of magnitude too low to have any effect beyond placebo. The syncro-zapper's current is unmeasurable directly in bloodstream and physically *cannot* produce the essential 50 to 100 μ A required internally. This may only mask readouts of parasite presence radionically. Unfortunately the live bugs remain undisturbed and are still there and will still be observed in stool and microscopic blood diagnosis. To function at all, electrification requires cotton-covered salt water saturated stainless steel electrodes never over 3/32" wide and 1" long. Electrodes must be carefully positioned directly over and precisely in line with specific arterial pulse points. This maximizes current into *blood* by not diffusing it into surrounding tissue. Square or round TENS, EKG, EEG, EMG, etc. electrodes work only marginally and should never be substituted. Preferred instrument pulse-repetition rate is ~3.9 Hz biphasic with steep rise time and 50% duty cycle. Rate is *not* critical although much higher frequencies and certainly higher harmonics of the essential square wave output are degraded by "skin effect" where currents travel around the outside of body instead of internally. This is demonstrated by lighting a bulb in one hand while touching a Tesla coil with the other and not getting shocked.

Careful electrification causes no known harmful side effects to healthy cells or tissue. A restored and unencumbered immune system may make one almost immortal! Post-electrified blood cells are observed to live for well over a month when sealed under cover slips on microscope slides while the average life of "normal" drawn blood is under 4 days. This strongly suggests that even aging bodies may easily and rapidly be made impervious to many hostile, toxic, infectious, antibiotic-resistant and even yet undiscovered invaders. The subject is barely scratched with miracles being reported regularly ranging from dramatic weight loss to restored hair, feature symmetry (Prof. R. Thornhill, Univ. of New Mexico), etc., many of which were unexpected but that I have personally experienced or observed. Dramatic weight loss might be explained by elimination of parasites some of which can force your appetat to use your body as a fat "feeding lot" for their own survival. When the parasites are eliminated, the fat disappears. I personally lost about 145# after blood electrification. I had struggled to lose weight for 30 years and spent thousands for pills, shots, diets, and programs which had never worked

Like all revolutionary ideas, this incredible breakthrough barely survived initial ridicule and rejection because it is too startling, effective, inexpensive, simple and foolproof to be generally believable. It has experienced violent opposition from entrepreneurs selling health products now made obsolete. Next, massive resistance came from the population's ~85% harboring unconscious hidden agendas or "death wishes" of "defeat the healer" and who must protect their crutches and secondary gains. And almost universally, people simply refuse to take responsibility for their own health. They think the "Doctor-Priesthood" should know what's "best" for them. And predictably, some doctors realize this will decimate their incomes because it is cheap, universally effective, can be done "at home", and cures many things doctors *can't*. (*A patient cured is a customer lost!*) So acceptance of blood electrification is just now emerging to enthusiastic acceptance from those who've actually experienced the results. Being profit-motivated, the establishment *must* resist anything like this. But we now have our "hundredth monkey". Skeptics have only to use this technology to directly enjoy immensely better health. **Take back your power!** This works! The writer is a researcher, not a practitioner. **I have nothing for sale.** Please *never* try to contact me by phone or letter or through third parties since it is a felony for me to discuss well intended medical questions. I am a physicist, not a licensed medical practitioner and these devices may never be FDA approved. But I *am* preparing a do-it-yourself photo illustrated manual covering all details which should be available by the end of this year.

Banishing disease with three 9-volt Batteries

Part Two: Homemade Colloidal Silver Vindicated

by Mark Metcalf

WE USED TO think, and some still do, that life came from a chemical soup. Now we know that unless there is an electrical charge there is no life. Life, then, is electrical. And when electrical systems go, although the chemistry is still there, the life does not exist.

—Dr. Valerie Hunt,
Prof. Emeritus
Dept. of Physiological
Sciences, UCLA



Rejuvenated flower after three days in highly concentrated colloidal-silver solution.

In an earlier issue [Nov/Dec 1995] I wrote of a "hospital" that was safer than and in many ways superior to all others in its ability to promote wellness. It was essentially cost-free to operate and portable as a deck of cards: a colloidal silver generator. With it you can make virtually unlimited amounts of the highest quality colloidal silver for the price of water.

Currently, we the people of the United States are spending \$3,700 per person per year to treat our diseases—the highest amount in the world. Ironically, our health problems are getting worse. Absurd as it sounds, the third leading cause of disease and death in the United States is now infectious disease. These deaths are completely preventable.

With the simple act of wiring together three 9-volt batteries, something very profound begins to happen: Ordinary people are able not only to heal themselves, but find themselves endowed with the power to heal others and to protect the health of entire communities. These everyday people's newfound power encompasses even the ability to heal animals, plants and trees. They are also able to grow more nutritious food and to store it for longer periods.

Losing their dependent patients, the multibillion-dollar, managed-care-of-"incurable"-diseases industry and the deadly, mutagenic vaccine industry begin to crumble. So does the cold-and-flu industry which buys all those prime-time TV ads.

Don't expect these cartels to take their losses lying down. They will do their best to frighten people away from making it themselves, sometimes buying off colloidal-silver manufacturers to act as their agents. You can also expect these drug companies to aggressively market their own substitute products, just as they pushed antibiotics in the 1940s when colloidal silver was first suppressed.

One of the most effective flimflam ploys involves trotting out an "expert" who confirms that the product he or she is selling is absolutely essential for your well-being. This spokesperson will stress that his/her studies of the competition revealed that Brand X will very likely harm you. Actually, the expert is used as a shill to usurp your freedom of choice and dictate what you should regard as "health" and health-promoting practices.

Similar ploys have been used by colloidal-silver manufacturers, resulting in confusion and fear among those most interested in using it. We can best avoid manipulation by gaining a deeper understanding about different types of colloidal silver, production methods, issues of safety and usefulness.

First some basics. A colloid consists of minute particles that float within a liquid despite the pull of gravity. To stay in suspension, these particles must be smaller than 1 micron (1/1000 of an inch). When fresh produce is processed through a juicer, a colloid results in the form of a glass of juice. Drinking fresh juices makes it possible to consume far more nutrients than by eating. Because juice is the equivalent of a predigested food, the body can process large amounts with minimal effort and correspondingly better health results.

As a colloid sits, the larger particles begin to fall out of suspension and settle to the bottom of the container. To redistribute the contents, one usually shakes a bottle of juice before drinking.

Similarly, with colloidal silver, particles are pulled off a pure silver wire immersed in water by applying a low-voltage electric current which gives each particle an electric charge. Although this charge is long lasting, it is not permanent, daylight, magnetic fields and time will cause a silver colloid to lose its charge. This is referred to as "falling out" or "plating out."

Note, while colloidal silver is light sensitive, it is not as light sensitive as camera film. Taken to the beach under the midday California summer sun, it will oxidize in about 10 minutes. Indoors, under ambient and artificial light, this would take about three days. However, that only means that colloidal silver should be stored in tinted or opaque containers.

Many colloidal-silver manufacturers claim that if the silver particles are "too large," the resulting brew will be injurious, but the truth can be found in many science textbooks. When current is applied to silver in solution, the particles that break off will always be the same size: 1.26 angstroms (.00001 microns).² This particle is so small that the next stop on the road to smallness is the atom itself.

Colloids are by nature the smallest particles matter can be divided into while retaining individual characteristics. Reducing a piece of metallic silver to a cloud of microscopic particles greatly extends its total surface area—and its healing properties—while deepening penetration into the body.

Because the silver particles are charged, they strive to combine with other elements. Trace elements exist even in distilled water, and when the charged silver particles combine with a specific trace element, the solution can turn one of a number of colors, like gray, yellow, green or brown. The element the silver chooses is largely irrelevant: Once in the body, the silver releases its bond in search of stronger attachments in order to stabilize its charge. Therefore, as the silver colloid enters the body, the original silver particles (about the size of 15 atoms) quickly pass through the stomach lining and into the blood stream where they circulate for about a week before elimination.

Yellow Colloidal Silver

Yellow colloidal silver is favored by most manufacturers, not because it is more effective than other types, but because it has a longer shelf life. This stability in solution does not automatically translate into smaller combined-particle size of the silver ion and the trace element. Some trace elements are simply more water soluble than others. Either way, particle size is a moot point: Freshness and density (parts per million, or ppm), not color, determine effectiveness.³

A disadvantage of the yellow colloidal silver is its bitter taste—unlike the silver-colored one. Also, the yellow solution is more difficult to make. When using a 27-volt generator, it is helpful to reduce the water volume to shorten the much-longer activation time the yellow solution requires. I could find no medical evidence that a yellow colloid is more effective than a silver one. Of course, you can create both for yourself and compare their effects.

To make the yellow solution, use a tall, narrow glass with 6 to 8 ounces of distilled water. Use no saline solution. The water will not gain conductivity as it does when a saline solution is added, so the process will take about 45 minutes. It will produce a concentration of approximately 10 ppm. Keep an eye on the color of your solution, or it will eventually turn murky brown and then black. If this happens, just throw it out and start over.

How To Make High-concentration Solutions

High-concentration solutions cannot be made by simply extending the process time.

As more silver ions travel through the water, the conductivity increases which begins to alter the process. The result is a time limit of about 15 minutes when using distilled water plus saline solution at room temperature.

To create high concentrations of silver, simply heat the water. For every 10 degrees that the water rises above room temperature (72 degrees), the ppm figure doubles: If 5 ppm resulted after seven minutes of activation with 16 ounces of water at 72 degrees, 82 degrees would yield 10 ppm, 92 degrees would deliver 20 ppm, etc.

You should not boil the water, but you will find plenty of leeway between 72 and 212 degrees (boiling). Also, do not use a teapot because of its calcified residue. A cleaner pot, like a stainless steel, ceramic or glass one used for cooking, will work fine.⁴ Then pour the warm/hot water into a glass.

Zero Toxicity

The body's ability to process the tiny atoms of colloidal silver makes silver build-up in the body impossible. The Environmental Protection Agency's Poison Control Center reports a "No Toxicity" listing for colloidal silver. In fact, it appears that harmlessness is one of the attributes of the colloidal state, regardless of content. For example, examining a bottle of colloidal minerals from a local health food store, I noticed arsenic, nickel and lead among the 65 trace minerals on the ingredients list: If the particles are small enough, you can even drink arsenic!⁵

Since the body has a vital need for silver—to maintain the immune system and to produce new, healthy cells—and since our blood is also a colloid, the harmonious way in which colloids enter the body may well make colloidal silver the safest medicine on earth.

Just to prove a point to myself, I made a 16-ounce solution of well over 250 ppm and drank it. I repeated this procedure four days in a row, daily ingesting at least the equivalent of 50 16-ounce glasses of a 5-ppm solution! I did not eat yogurt or acidophilus or compensate for friendly bacteria loss in any way. The only side effect was that I seemed to feel better!

According to pharmacist Ron Barnes, R.Ph. (Capitol Drugs, Los Angeles), this makes sense because:

Many strains of pathogenic microbes—viruses, fungi, bacteria or any other single-celled pathogen—resistant to other antibiotics are killed on contact by colloidal silver and are unable to mutate. However, it does not harm tissue-cell enzymes or friendly bacteria.⁶

A Rejuvenating Elixir

My next experiment was a little different. I cut two flowers in the back yard and left one on a shelf without water for 24 hours. When I picked it up the next day it was completely limp. I made a fresh cut at the bottom of the stem and placed it in a glass of high-concentration colloidal silver. Each day it got better. By the third day, the stem had become firm again, as if it had just been cut. Not a single petal was lost.



The same flower prior to rejuvenation.

I had placed the second flower into ordinary water immediately. By the third day, many of its petals had fallen; though it had been in water from the start it was already dying.

It seems that something in silver is tied to the very core of the life process itself. Dr. Robert O. Becker, MD, agrees. Writing about his experience with older patients, the noted biomedical researcher from Syracuse University and author of *The Body Electric* and *Cross Currents* said:

Silver did more than kill disease-causing organisms. It promoted major growth of bone and accelerated the healing of injured tissues by over 50 percent.

He also discovered that silver "profoundly stimulates healing in skin and other soft tissues in a way unlike any known natural process. . ." and that it promotes a new kind of cell growth which looks like the cells of children!

These cells grew fast, producing a diverse and surprising assortment of primitive cell forms able to multiply at a great rate, then differentiate into the specific cells of an organ or tissue that had been injured, even in patients over 50 years old!

A Broad-spectrum Remedy

The healing properties of silver are so wide ranging that we see researchers expressing amazement time and time again. Alfred Searle, founder of the pharmaceutical conglomerate, wrote in 1919:

Applying colloidal silver to human subjects has been done in a large number of cases with astonishingly successful results. For internal administration, orally or hypodermically, it has the advantage of being rapidly fatal to parasites without toxic action on its host. It is quite stable. It protects rabbits from ten times the lethal dose of tetanus or diphtheria toxin.'

I received a call from a man with a Ph.D. in computer science who had read my original article, made some colloidal silver and applied it with a dropper to a chronic eye infection. He said the infection went away almost immediately. In passing he mentioned that the solution also got rid of the plaque on his teeth. I had been wondering what happened to the plaque on my own teeth but had not put the two together.

The power of silver still reigns worldwide in many modern-day applications: Physicians use silver compounds in 70 percent of all the burn centers in the United States, while British Airways, Swissair, Scandinavian Airlines, Lufthansa, Olympic, Air France, Canadian Pacific Airlines, Alitalia, KLM, Japan Airlines and Pan Am all rely on silver-process water filters to curtail waterborne diseases. NASA uses a silver water-purification system on the space shuttle as do the Soviets. Japanese firms even remove cyanide and nitric oxide from the air with silver.

So, how do you frighten people away from the safest medicine on earth? You tell them that the bogeyman will get them. If they're too sophisticated for that, tell them they will get a strange, archaic disease like argyria. Actually, there is no record of anyone ever contracting argyria from colloidal silver made by the electrolytic method.⁹

(Argyria is a harmless and infrequent cosmetic condition in which some body parts take on a slight bluish cast due to the presence of chemical compounds of which silver is only a component. It did not seem to bother the royal, "blue-blood" families of Europe, who stayed healthy through the plagues of the Middle Ages by ingesting large amounts of silver.)

Surviving With Colloidal Silver

Were I to end up in the midst of a calamity, I would need only water to have one of the most powerful medical resources in the world at my disposal. (Technically, colloidal silver can be made in a variety of common liquids, including beer and soup, but I'm not recommending anyone do this in the normal course of events.)

In a remarkable clinical trial with 14 elderly patients, Dr. Becker inserted a pair of silver electrode wires directly into each wound, using the body's own juices as the liquid solution and applying current to the external ends. (The voltage one uses is so low it produces no sensation.) With this technique, he was able to heal infections inside broken bones—one of the hardest types to control—and to mend previously unhealing fractures and breaks.

In some cases he left the silver surgically implanted in the body. In others, he sewed the wound up around the protruding electrode. Once the wound had healed, "The implanted silver wire was easily withdrawn from the wound manually without the need for surgery or anesthesia."

Regarding the ability of metallic silver to control infection, he said, "All of the organisms that we tested were sensitive to the electrically generated silver ion, including some that were resistant to all known antibiotics." Concerning the safety of inserting it into the body, he added: "In no case were any undesirable side effects of the silver treatment apparent."¹⁰

Under emergency conditions it would be good to remember that U.S. silver coins from 1964 and earlier contain 90 percent silver, nine percent copper and one percent zinc, all of which are known

to have beneficial properties if used in a colloidal state. Just scour the coins until they are clean and shiny. (I mention this purely as an intellectual consideration and not to recommend that anyone undertake such an action under normal conditions. Silver wire is much easier to use.)

What Doesn't Colloidal Silver Do?

It does not interact with any other medications or upset the stomach; in fact, it is a digestive aid. It does not sting the eyes. Medical-journal reports and documented studies spanning the past hundred years indicate no known side effects whatsoever from oral or intravenous administration of colloidal silver in animal or human testing. It has been used with good results under the most demanding health care circumstances.¹¹

Without overstating the case, it may be time to recognize colloidal silver as not only the safest medicine on Earth, but also the most powerful!

**silver "profoundly stimulates healing . . .
in a way unlike any known natural
process . . .**

Notes:

1. "Plating out" occurs when the metallic particles of a colloid fall out of suspension by either attaching themselves to the sides of the container or simply settling to the bottom. This creates two problems: First, when the solution is ingested, less silver enters the body because some remains attached to the container. Second, silver particles entering the body with no electrical charge will have more difficulty penetrating the stomach wall and attaching themselves to the cells of the body. Many plastic containers store electrical charge which can cause plating out, so nonreactive plastic containers, such as hydrogen peroxide bottles or tinted glass bottles, should be used instead.
2. CRC Handbook of Chemistry and Physics, 56th edition, 1975-76, page F209.
3. "Use of Colloids in Health and Disease." Dr. Henry Crooks found that silver in the colloidal state is highly germicidal, quite harmless to humans and absolutely nontoxic. In its colloidal state, silver may be applied in a much more concentrated form with correspondingly better results than in a chemical compound.
4. Never use aluminum cookware for this or any other purpose, however. The particles given off during cooking are highly poisonous, and such cookware should be banned from your kitchen.
5. Ameriflax (brand) "minerALL 72" colloidal minerals product contains seven major and 65 trace minerals including arsenic, nickel, lead and iodine.
6. Creative Health, Capitol Drugs, Vol. 4, No. 1, Winter '95-'96, p. 1.
7. Becker, "Treatment of Orthopedic Infections with Electrically Generated Silver Ions," The Journal of Bone and Joint Surgery, American Volume, October 1978, Vol. 60-A, No. 7.
8. "Colloidal Preparations of Silver in Pharmacy," British Medical Journal.
9. After extensive studies, Sir Malcolm Morris concluded, "Colloidal silver is free from the drawbacks of other preparations of silver, viz. the pain caused and the discoloration of the skin; indeed, instead of producing irritation it has a distinctly soothing effect."
10. Becker, op. cit.: "To qualify for this study, patients had to have a long-standing infection involving bone and to have had standard treatment with antibiotics and wound care without success."
11. "Silver aids the developing fetus in growth, health, and eases the delivery and recovery" (from "Report: Colloidal Silver," Health Consciousness, Vol. 15, No. 4).

Colloidal Silver - Uses Before 1938

The following is a list⁹ of some of the (pre-1938) documented uses of silver, particularly in the colloidal form, for the treatment of various conditions and pathogens:

Acne	Arthritis
Athlete's Foot	Bladder Inflammation
Burns	B. Tubercuolosis
Blepharitis	Colitis
Cystitis	Diphtheria
Dermatitis	Diabetes
Dysentery	Ear "Affections"
Eustachian tubes	Eczema
Fibrositis	Furunculosis
Gonorrhoeal Herpes	Gonorrhoea
Impetigo	Influenza
Intestinal trouble	Keratitis
Leprosy	Lupus
Lymphagitis	Malaria
Menier's Symptoms	Meningitis
Neurasthenia	Ophthalmology
Canine Parvo Virus	Pneumonia
Pleurisy	Prostate
Pruritis Ani	Quinsie
Rheumatism	Ringworm
Rhinitis	Scarletina
Schorrhea	Septic Ulcers
Sepsis	Septicemia
Skin Cancer	Shingles
Soft Sores	Spruce
Staph Infections	Strep Infections
Subdies Inflammation	Tuberculosis
Tonsillitis	Toxemia
Typhoid	Trench foot
Ulcers	Warts
Whooping Cough	Yeast Infections



COLLOIDAL SILVER

The Ultimate Antibiotic

"NATURE'S ANTIBIOTIC"

The Food and Drug Administration has stated that because Colloidal Silver is (by 50 years) a pre-1938 drug, it may be marketed (as per a September 13, 1991 letter received from Consumer Safety Officer, Harold Davies, U.S. Food and Drug Administration). Moreover the FDA has no jurisdiction regarding a pure, mineral element.

Prior to 1038 colloidal silver was administered in just about every way that modern drugs are administered. It was injected both intravenously and intramuscularly, used as a gargle for throat conditions, as a douche, taken orally and applied topically even for sensitive tissues, and dropped in the eyes.

Jim Powell reported in a Science Digest article - March 1978 titled, "Our Mightiest Germ Fighter," "Thanks to eye-opening research, silver is emerging as a wonder of modern medicine. An antibiotic kills perhaps a half-dozen different kinds of disease organisms, but silver kills some 650. Resistant strains fail to develop. Moreover, silver is virtually non-toxic. Pioneering silver researcher, Dr. Harry Margraf of St. Louis concluded: Silver is the best all around germ-fighter we have."

⁹ H.E.L.P. full news, Vol. 9 No. 12, pp. 1-3.

Colloidal Silver

The Universal Antibiotic

The strongest, safest broad spectrum antibiotic known to man

Prior to 1938 colloidal silver was considered to be one of the mainstays of antibiotic treatment. It is still considered to be the most universal antibiotic substance that is non-toxic in its micro-concentrations of 3-5 ppm. It has been proven to be useful against over 650 different infectious conditions, as compared to traditional antibiotics, which are effective against 6-7 conditions.¹

The comeback of silver in medicine began in the 1970's. The late Dr. Carl Moyer, chairman of Washington University's Department of Surgery, received a grant to develop better treatments for burn victims. Dr. Margraf, as the chief biochemist, worked with Dr. Moyer and other surgeons to find an antiseptic strong enough, yet safe enough to use over large areas of the body. As a result of their efforts, and that of other researchers, hundreds of important new medical uses for silver were found. ² Colloidal Silver is the only form of silver that can be used safely as a supplement. It is absorbed into the tissues at a slow enough rate that is not irritating to the tissues, unlike silver nitrate, which reacts violently with body tissues because of its caustic

action.¹ "The colloidal particles diffuse gradually throughout the blood and give prolonged therapeutic action."⁴

Many forms of bacteria, fungus, and virus utilize a specific enzyme for their metabolism. Silver acts as a catalyst, effectively disabling the enzyme. It is toxic to all species tested of fungi, bacteria, protozoa, parasites, and many viruses.⁵ To primitive life forms, silver is as toxic as the most powerful chemical disinfectants.

There is no known disease-causing organism that can live in the presence of even minute traces of the chemical element of simple metallic silver. Based on laboratory tests, destructive bacteria, virus, and fungus organisms are killed within minutes of contact. Larry C. Ford, M.D. of the Department of Obstetrics and Gynecology, UCLA School of Medicine, Center For The Health Sciences reported in a letter dated November 1, 1988 that the silver solutions were antibacterial and fungicidal for *Candida Albicans* and *Candida Glabata*.

E.M. Crooks has stated that Colloidal Silver kills pathogenic organisms in three or four minutes upon contact. In fact there is no microbe known that is not killed by colloidal silver in six minutes or less . . . and there are no side effects whatsoever from the highest concentration.⁶

Colloidal Silver is effective against infections, colds, influenza, and fermentation. Parasites are also killed while in their egg stage.

It is tasteless, odorless, and non-toxic. It is effective with meals as a digestive aid - no fermentation of food in the intestine. A.B. Searle has pointed out that one important advantage of using colloidal silver is that it has no recorded side effects. It also does not stain the skin, unlike certain pharmaceutical preparations of silver that do stain the skin quite strongly.⁷

Dr. Leonard Keene Hirschberg, A.M.M.D. (Johns Hopkins) concluded that from a therapeutic point of view only the electric colloid metals present the necessary homogeneity, minuteness of granules, purity, and stability for maximum health benefits. One critical indicator of the quality of colloidal silver is its color. As the size of the silver particle gets larger, the color of the suspension ranges from yellow to brown to red to gray to black.

Colloidal Silver has been well documented to be the best broad spectrum antibiotic available. The reason it has not been more widely used is because of the high cost of production. Retail price has ranged from \$100 to \$200 an ounce. With the advancements in the manufacturing process in recent years, the average person can afford to take advantage of this wonderful product. Colloidal Silver is now an economical and effective source of silver for maintaining a good health and preventing many illnesses.

¹ South, James, *Electro-Colloidal Silver: the Amazing Anti-Microbial*, Lecture given at Natural Products Expo West, Anaheim, 3/10/94
² Powell, Jim, op. cit.

³ Hartman, R.J. *Colloidal Chemistry*. Houghton Mifflin Co., Boston, 1939, p.359
⁴ Hartman, op.cit.
⁵ South, James, op.cit.
⁶ Crooks, E.M. *Metals and enzyme activity*, Cambridge at The University Press:MA, 1958, p 15-18.

⁷ Searle, A.B. *The Use of Colloids in Health and Disease*, E.P. Dutton & Company: New York, 1919, p.75

Currently Preferred Silver Colloid Making Apparatus, Means, and Method Published for information an educational purposes only, not medical advice. Copyright © 1993/1997 Robert C. Beck, D.Sc. Revision 28 February, 1997

To easily and rapidly make unlimited quantities of good quality silver colloid concentrate for ~1 c per gallon (plus water costs) you'll need three 9V type MN1604 regular alkaline transistor radio batteries, three battery snap-on lead connectors, 2 insulated alligator clips, 1 "grain-of-wheat" 24 volt 40 mA sub miniature incandescent bulb, a foot of 3/32" heat-shrink insulation tubing, 10' pure silver wire, and a foot of 2-conductor stranded insulated wire for clip-leads. This should cost under \$20 maximum for everything and take about 35 minutes to assemble from scratch. This design is "idiot proof" and simple to use. It makes an odorless, tasteless, colorless fast and powerful antiseptic and one of the most remarkable healing agents known. The entire colloid making process takes about three minutes per 8 OZ batch for ~3 ppm laboratory tested concentration at room temperature.

Use three snap-on connector clips for the batteries. Solder them in series (red to black) to provide 27 volts. Connect a 24V incandescent lamp in series with either (positive or negative) output lead. Solder a red insulated alligator clip to the positive (anode) and a black insulated clip to the negative (cathode) 2-conductor lead wires. Insulation is shrunk over soldered connections using a heat gun or match. Use ONLY pure silver (.999 fine) electrodes. #14 gauge (AWG) is the preferred size. Pure silver is sometimes available at electroplating supply companies, foundries, precious metals dealers, etc. Do NOT use "Sterling" silver (.9275 or other) since Sterling contains copper and nickel. Nickel can be toxic. **WARNING!** Sterling is sometimes passed off for electrodes with commercial colloid makers through ignorance or by entrepreneurs who are trying to cut corners and save money. Discard them as hazardous. Use only triple distilled or de-ionized water for injectable colloid. Single distilled water makes the best transparent colloids but its higher resistance takes up to half an hour to make a 5 ppm. concentration. Tap water is O.K. for most other uses but contains chlorine which may produce some AgCl which is harmless but gives a milky appearance as will any salt (NaCl) which should be avoided.

Bend top ends of silver electrode wires to clip over rim of plastic or glass container. Leave about 4 inches of bare electrodes submersible in the working solution (water). Spacing between electrodes is not critical. There is no on-off switch, so process starts immediately when alligator clips are both attached to submerged wires, however most commercial colloid makers do have switches which must be on when using. Process stops when either or both clips are disconnected. If bulb glows visibly, proceed and let current flow for about three minutes then remove clips, stir, and you're done. If bulb doesn't light or you see only a faint reddish glow, proceed longer. Do not add any salt. You may observe smoke-like plumes of pure silver. If bulb doesn't light or you see only a faint reddish glow, proceed longer. Do not add any salt. You may observe smoke-like plumes of pure silver and white ultra fine grain silver against a dark background as colloid electrolytically enters off the anode (positive polarity side of battery; red lead) and drifts into solution. Stir thoroughly before using or storing and shake each time before using. Three minutes activation of ~8 OZ of properly conductive water at ~72F gives ~3 ppm (parts per million) strength. Each additional 10°F. will double ppm for a given time. Yield also depends on water conductivity, surface area of electrodes, amount of current, and time. ~3 minutes makes a stock solution which can be safely used full strength for anything. But its best to charge water by itself and add this to other foods and liquids as desired or drink it directly. Overdosing with any amount is considered unlikely for metallic Colloid, but silver PROTEINS can be harmful, toxic, and stain skin (Argyria).

The 24v, 40 mA miniature bulb acts as an ideal ballast, current drain indicator, current limiter, and battery condition check for the apparatus. I found aircraft "grain-of-wheat" lamps (Precision Lamp, Inc. part #10238) in surplus for 50c each. You can momentarily short-circuit clip-leads together without harm; the bulb will simply light brightly. Also the visual brightness while operating gives an accurate indication of tap water conductivity. With distilled or de-ionized (high resistance) water, you will see no glow. Make and store colloids only in electrically non-conductive containers such as dark brown glass or plastic such as prune juice bottles or hydrogen peroxide containers, never in metal. Suggested adult dosage of silver colloid can be one to several OZ. stock solution straight or added to 6 to 8 OZ of water taken not more than three times in 24 hours. Consult your health professional. An 8 OZ glass may be ingested directly with no harm or side effects according to some manufacturers.

Clean electrode wires after each use to remove dark oxide occurring on anode because the oxygen (produced electrolytically) oxidizes silver. Cut a small piece of 1/4" thick nylon Scotchbright™ kitchen scouring pad to polish dried silver, then wipe with paper napkin to make silver ready for next use. A fresh set of 3 alkaline batteries will make hundreds of 8 OZ batches of three-minute silver colloid before battery replacement becomes necessary. Periodically check batteries by momentarily short-circuiting tips of alligator clips together to observe whiteness and intensity of light. When bulb appears significantly dimmer or looks yellowish after time, replace all three alkaline batteries. Pry snap connectors off, tape 3 new cells together, and replace snap-on clips. Be VERY careful not to crush or damage the fragile little in-series lamp.

Colloid concentration and purity is readily checked by viewing back-scatter of a laser beam as it passes through your finished solution (Tyndall/Rayleigh effect). Use a 1 to 5 milliwatt laser diode pointer (630 to 670 nanometer wavelength) that makes a small spot at several feet, not just a "light emitting diode". Look into the beam at about a 15 degree angle. (Point beam through solution so spot hits your chin or lips. Never look directly at source; this can injure your eyes.) Laser pointers retail for about \$30 at some computer or parts outlets such as Fry's Electronics. Surprisingly the inexpensive pointer from Radio Shack does not perform satisfactorily for this particular application; other Shack models (~\$69) do.

Stir your fresh batch with a plastic (non-conductive) fast-food disposable knife and store in a dark brown container. KEEP AWAY FROM LIGHT as even room light will degrade colloids rapidly by turning solution gray or black just as exposure to light darkens the silver in camera film. Light can also neutralize positive charges on silver ions that help keep particles in suspension. Keep colloids cool but do not refrigerate or let freeze. ALWAYS SHAKE CONTAINER THOROUGHLY EACH TIME BEFORE USING. After evaluating many different instruments and methods, this paper describes what is easily the best performing, least expensive, simplest and most convenient method for producing good quality silver colloids presently disclosed. It has been fully tested and found to work much better than expensive, dangerous and complex devices. However it does not work with metals such as gold, which require much longer times. This standalone appliance works all by itself, and never requires high voltage, ignition coils, transformers, underwater sparking, or "plugging in". It goes in your pocket and will work anywhere. It is essential for sterilizing local drinking water when traveling (See accompanying suggested uses. You can make any desired concentration in parts per million by electrolyzing at higher temperatures. There is no heat or waste, and it cannot shock you. There is no need to stir during processing however stirring or shaking is essential before storing and each time before using. Filtering is generally unnecessary. Don't add preservatives, minerals, EDTA, proteins, gelatin, coloring (some makers add yellow dye to make it appear "golden" and even honey to slow precipitation), or any other substances. If purchased at market prices commercial colloids could cost up to \$60 for 8 OZ of generally vastly inferior products. Most available colloids on today's market when evaluated prove to be practically worthless. (At a recent health expo, in my opinion out of eight brands tested only two were found to be adequate in quality, suspension, and concentration. Many contained additives such as EDTA, coloring and gelatin for suspension). This paper describes an easy way for anyone to make his own for only a small fraction of a penny. It seems ridiculous to buy it for high prices. You can now afford to use colloids universally, such as in laundry water for sterilization, as a disinfectant spray, rinse for fruit and vegetables, fungicide, bactericide, plant spray, pet health assurance, and hundreds of other applications. Drinking dilute silver colloid is claimed to safely kills over 650 pathogens, viruses, microbes, fungi, and parasites within minutes and is said to give you a second intact immune system. Side effects or overdosing are claimed unknown, and resistant strains of disease-causing pathogens never develop. Most users ingest lactobacillus acidophilus, bulgaricus, yogurt, etc. to replenish friendly intestinal flora.

Warning! Multi-level entrepreneurs hoodwinked by profit motivated promoters generally protest that their colloid is "better, finer-particle size, purer, improved suspension, more golden, made by some expensive top secret proprietary process, etc." or other usually absurd rationalizations to justify outrageous prices. Just offer to test both at an independent laboratory. This do-it-yourself process makes a perfectly satisfactory colloid with a four year track record of excellent results. Should you wish to make "golden yellow" silver colloid, simply start with 8 Oz. hot distilled water, add no salt or soda or other ionizing material, and leave electrodes in for 30 minutes. Keep very dark. You'll easily produce a "golden" color. And beware of products describing themselves as "Silver Protein" compounds. These may be toxic and can cause tissue and skin staining (argyria) such as does Silver Nitrate.

A FEW UNIQUE PLUS TRADITIONAL USES FOR SILVER COLLOID
For information and educational purposes only, not medical advice
 Copyright © 1995/1997 Robert C. Beck. Revision 28 February 1997

When you control a source of penny-per-gallon make-it-yourself high concentration silver colloid (see attached how-to page) you can use it for hundreds of health improvement applications. A few are suggested here. You can use most tap water to make colloid for industrial and external uses and distilled or de-ionized water for internal or injectable applications.

Add to suspected drinking water when traveling or camping. Colloid sprayed burns heal rapidly without scarring. Safely sterilize anything from toothbrushes to surgical instruments. Use topically on cuts, wounds, abrasions, rashes, sunburn, razor nicks, bandages. Spray on garbage to prevent decay odors. Mist kitchen sponges, towels, cutting boards to eliminate E. Coli 0157:H7 and salmonella bacteria to prevent food poisoning, gastrointestinal inflammation, and genital tract infections.

Add when canning, preserving, bottling. Use like peroxide on zits and acne. Add to juices. Milk will delay spoiling, fermenting, deteriorating, clabbering or curdling. Spray in shoes, between toes, between legs to stop most skin itch, athlete's foot, fungi, jock itch. Diminish dandruff, psoriasis, skin rashes, etc. Add to bath water, gargle, douches, colon irrigation, nasal spray and dental water-pic solutions. Cuts downtime dramatically with colds, flu, pneumonia, staph, strep, respiratory infections and rhino viruses. Skin itch, eye and ear infections, some moles and warts vanish when colloid is sprayed on body after bathing. Use with Q-tip on fingernail, toenail, and ear fungi. Neutralize tooth decay and bad breath. Colloid stops halitosis by eliminating bacteria deep in throat and on back of tongue. Unlike pharmaceutical antibiotics, silver colloid never permits strain-resistant pathogens to evolve.

Put a few drops on band-aids and bandages to shorten healing times. Health professionals might consider IV and IM injections. Tumor and polyp shrinking is reported when masses are injected directly (when colloid is added to sterile physiological saline or Ringer's Solution which contains ~9000 ppm sodium chloride). Toothaches, mouth sores, bacterial irritations are diminished. Soak dentures. Spray refrigerator, freezer and food storage bin interiors. Stop mildew and wood rot. Mix in postage stamp, envelope, and tape moistening wells, paint and paste pots to prevent bacterial growth, odors, spoiling or souring. Add to water based paints, wallpaper paste, dishwasher, cleaning and mopping solutions, etc. Spray pet bedding and let dry.

Spray on top of contents of opened jam, jelly, and condiment containers and inside lids before replacing. Mix a little in pet water, birdbaths, cut flower vases. Always add to swamp cooler water. Spray air conditioner filters after cleaning. Swab air ducts and vents to prevent breeding sites for germs. Use routinely in laundry final rinse water and always before packing away seasonal clothes. Damp clothes or towels and washcloths will not sour or mildew. Eliminate unwanted microorganisms in planter soils and hydroponics systems. Spray plant foliage to stop fungi, molds, rot, and most plant diseases.

Treat pools, fountains, humidifiers, Jacuzzis, hot tubs, baths, dishwashers, recirculating cooling tower water, gymnasium foot dips, and bath and shower mats. Spray inside shoes, watch bands and gloves and under fingernails periodically. Treat shower stalls, tubs, fonts, animal watering troughs, shavers to avoid trading germs. Rinse fruit and vegetables before storing or using. Put in cooking water. Human and animal shampoos become disinfectants. Prevent carpets, drapes, wallpaper from mildewing. Wipe telephone mouthpieces, pipe stems, headphones, hearing aids, eyeglass frames, hairbrushes, combs, loofas. Excellent for diapers and diaper rash.

Do toilet seats, bowls, tile floors, sinks, urinals, doorknobs. Kill persistent odors. Rinse invalid's pillowcases, sheets, towels and bedclothes.

There are literally thousands of other essential uses for this ridiculously inexpensive, odorless, tasteless, colorless, totally benign and easily produced powerful non-toxic disinfectant and healing agent. You'll find that a spray or misting bottle of silver colloid solution may be the most useful health enhancement tool in your environment.

there were numerous reports of Egyptian use of mustard and other poison gases and suggestions of various bacteriological attacks as well.²⁹

The Egyptians' rudimentary program was nothing compared to the sophisticated formulas developed by the various Western nations. Suiil, Nasser had more than enough tools to do horrible damage to the Jews, and it was only a matter of time before one of the Western nations shared its more advanced Nazi weapons expertise with the Arabs. As Jonathan Pollard later discovered to his horror, that is exactly what occurred in the 1970s and 1980s. The German nerve gas factories recently constructed in Libya and Iraq are using the identical formulas perfected on Jews at Auschwitz.³⁰

Many people have criticized the nation of Israel for commencing a nuclear bomb program. As already discussed, President Kennedy begged the Jews not to introduce atomic weapons to the Middle East and offered them \$600 million to build a nuclear-powered freshwater desalination plant instead. Tel Aviv refused the offer and plowed 10 percent of its national budget into the Dimona facility, a move that some people believed irrational.

Many of the former intelligence officers we interviewed on this subject say that the Jews had no other choice. During the 1950s the proliferation of Nazi technology in chemical and biological warfare had spread like wildfire around the world. Nasser already had his Nazi scientists on the job, and soon the Arabs would perfect these weapons of mass destruction for use against the Jews. A few suicides full of Rycin could effectively poison the entire national water system of Israel. A truckload of canisters filled with Soman nerve gas released downwind could wipe out the population of Tel Aviv in an afternoon. A barrier of anthrax spores in the soil would isolate Beersheba for decades.³¹

The Israelis were not paranoid. The threat of another "final solution" was, in fact, increasing every year. As American intelligence reports now confirm, the Soviet Union had taken the Nazi human experiments and developed new forms of toxic warfare. By the mid-1950s the Soviets had produced enough Nazi nerve gas to poison the population of the world several times over. Large stockpiles of anthrax, plague, and "designer bacteria" were in place in each Soviet city. In the event of war, barriers of poison ground would isolate Soviet cities from invaders. More frightening, the Soviets had developed new offensive systems of germ warfare for genocide.³²

There is little defense against this kind of attack, and what few antidotes exist are withheld from the public as military secrets. One of the best examples of this is Movidyn, a substance that the Soviets discovered in their satellite state of Czechoslovakia way back in the 1950s. Movidyn

is a form of colloidal silver, odorless, tasteless, and cheaper to produce than Chlorine disinfectants. One part per billion of powdered Movidyn in water has a germicidal effect. In a study of infected wells, it completely destroyed typhus, malaria, cholera, and amoebic dysentery. Drinking containers washed in Movidyn retained their germ-fighting abilities for several weeks.³³

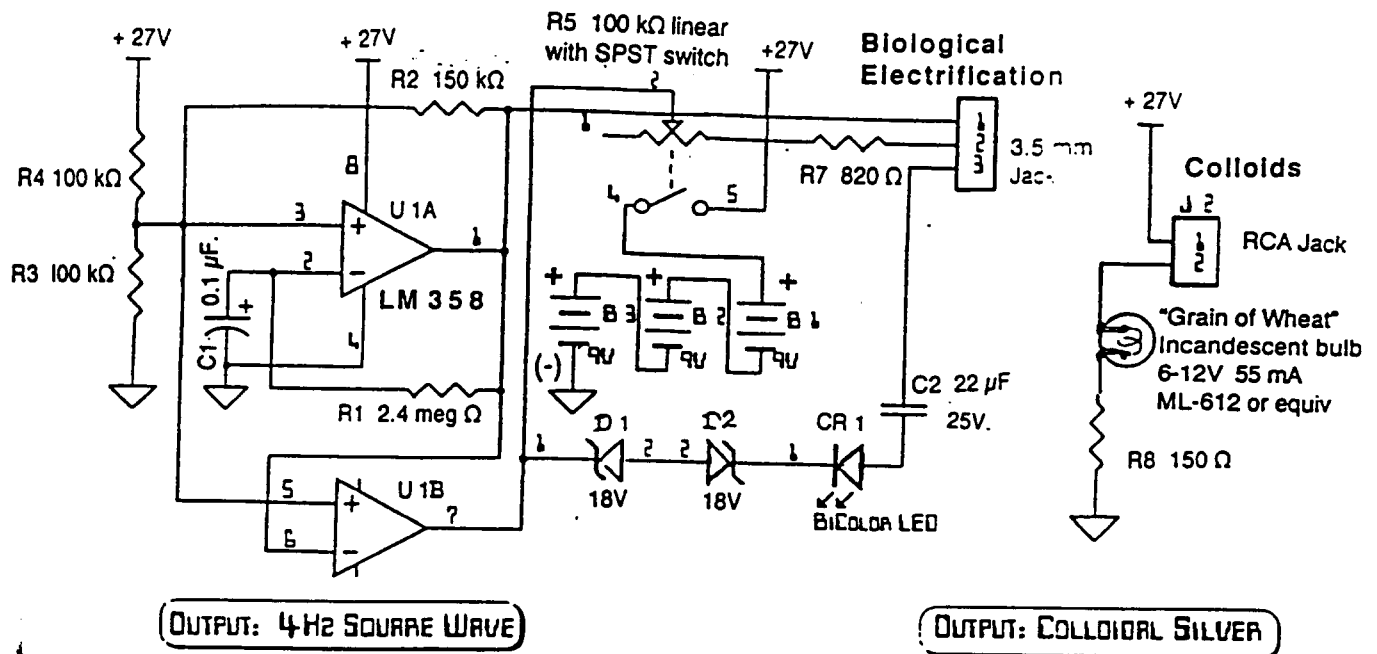
Movidyn seems to be a cost-effective prophylactic for most of the waterborne diseases that infect the Third World. To the astonishment of the Soviet military, Movidyn also disinfects every germ warfare bacteria in the Soviet arsenal, even their newest designer poisons. In other words, Movidyn was too good. The Czech factory was disassembled and carted back to the Soviet Union. To this day, the Movidyn formula seems to have been suppressed from the world, but then so have reports of germ warfare experiments that went wrong. Every country, including the United States, has a few skeletons in its closet when it comes to research on weapons of genocide.³⁴

The fact that the Soviets went to such lengths to develop antidotes to chemical and biological warfare techniques is testimony to the devastating effects they can have on the defenses of any nation, let alone the tiny nation of Israel. It also would be naive to think that such weapons are too frightening to use in war. The Japanese army successfully used germ warfare, including plague, against the population of China during World War II. Recently declassified Japanese files indicate that they intended to conquer Australia with rats infected with bubonic plague, cholera, anthrax, typhoid, and hemorrhagic fever.³⁵ The U.S. Air Force dropped potato bugs on Nazi Germany to destroy crops. Saddam Hussein used both nerve gas and germ warfare against the Iraqi Kurds. There are too many precedents to ignore.³⁶

The Israelis always have known that, sooner or later, someone would think about targeting them. The genie of germ warfare had been let out of the bottle by the Nazi laboratory at Auschwitz. During the 1950s and early 1960s they watched nation after nation perfect the technology. Even if the Jews went public, the Western governments would deny that they were using Nazi scientists to research illegal weapons of genocide. Probably all that would happen from such a pronouncement would be that Western nations would simply do a better job of concealing their toxic warfare programs. No one in the West would give up the Nazi scientists, not as long as the Communists were using them too.³⁷

The Soviets were relying on germ and gas warfare as their primary defense, for their atomic program lagged several years behind that of the West. By 1948, the Soviets had the bomb, but no guidance system for missiles to transport it. The military depended on radio beacons inside

This 11/24/96 page describes a "Plant Growth Stimulator" improved since my 1991 design. User-tested for over two years, it is solid state (no relays), uses three (not seven) batteries, makes colloids, is much smaller, lighter, silent, with battery saving features, and is available as a mostly-assembled kit complete with electrodes and silver for about \$100 from Action Electronics, 1300 E. Edinger Ave., Santa Ana, CA 92705 (714) 547 5169.



CIRCUIT DESCRIPTION

Copyright © 1996 Robert C Beck

The first section (U1A) of the LM 358 dual op-amp is a 50 volt peak-to-peak square wave oscillator. The second section (U1B) reverses polarity and provides $\pm 27\text{VDC}$ output of low impedance. This delivers a biphasic, sharp rise-time output of ~ 4 Hz. (not critical) for the biological cotton-covered stainless-steel electrodes saturated with salt water before applying. Sharp rise-time is considered necessary to provide higher odd harmonics to the stimulus, although "rounded" waveforms will feel different.

The third section is a current-limited 27VDC output from a separate RCA jack for rapid generation of excellent colloidal silver in water. A three minute cycle in 8 Oz. of room-temperature water makes a ~ 3 ppm concentration.

Op-amp section 1A's 4 Hz oscillator frequency is set by C1 ($0.1 \mu\text{F}$) and R1 ($2.4 \text{ meg}\Omega$). It is configured as a comparator with hysteresis determined by R2 ($150 \text{ k}\Omega$). Charging and discharging of C1 is done by the 180° out-of-phase signal through R1. R3 and R4 provide a set-point $1/2$ the V_+ to the comparator. This insures a 50% duty cycle square wave with an amplitude of slightly less than the $\sim 27\text{V}$ supply.

U1B, the *second* comparator, is used to invert the output of oscillator U1A. A $\sim 50\text{V}$ peak-to-peak signal will be generated between the op-amps due to their outputs being 180° out of phase. U1B's current is limited by potentiometer R5 ($100 \text{ k}\Omega$) and R7 (820Ω) and is set to individual user's comfort.

The *power indicator* circuit consists of a bicolor (red-green) LED (CR1) and the series combination of two 18V Zener diodes, D1 & D2, with power limited by C2 ($22 \mu\text{F}$). This section of the device is automatically disabled when the 3.5 mm plug is inserted into its jack. Therefore the LEDs flash only when batteries sum is over $\sim 21\text{V}$. If LEDs are dim or extinguished, replace with three fresh 9 V alkaline batteries. C2 used as a limiter allows the LED to flicker on at $1/8$ intervals only as the square wave output reverses polarity.

Users find this newer design highly satisfactory, trouble free and most efficient.

A New Paradigm for Instant Healing

For Informational and Educational Purposes Only. Not intended as medical Advice.

Revision July 6, 1997. Copyright © 1997 Robert C. Beck

Disclosed here is a revolutionary do-it-yourself, safe, natural, inexpensive proven solution to infectious diseases based on blood electrification. It requires no doctors, drugs, or other outside intervention. It costs practically nothing. Clinical tests have confirmed these four steps have "cured" HIV (AIDS), CANCER, HEPATITIS, LUPUS, EPSTEIN-BARR, GULF WAR SYNDROME, GIARDIA, and others including the common cold, plus most known infectious diseases including ones for which there are no other currently known successful antibiotics, vaccines, or treatments. It is offered to humanity as information-only; empowerment for everyone who wishes to be healthy again. We have nothing for sale.

Unbelievable breakthrough in recent research.

HOW? Four separate discoveries are combined in this new "cocktail" paradigm. Together they provide confirmed sweeping magic-bullet "cures" clinically tested and demonstrated to actually eliminate most "incurable" afflictions. *If you do it yourself you have nothing to buy except parts and batteries. Most people have unconscious death-wishes manifested as disbelief, aversion, resistance and "defeat the unorthodox healer". But you must take back your power and assume responsibility for your own health.*

What are the four easy protocols ?

+++++

1. **Blood Electrification:** Microcurrents are known to eliminate all viruses, parasites, fungi, bacteria and pathogens in blood. Disclosed by many revolutionary patents and research over past years, (back to 1890) these breakthroughs were lost or suppressed. The method was rediscovered by Einstein College of Medicine as an AIDS cure in 1990, then silenced. Blood electrification takes 1 to 2 hrs. daily for about three weeks.

2. **Pulsed Kilogauss Magnetic Fields:** Externally applied magnetic resonance of lymph, spleen, kidney & liver helps neutralize germinating, latent and incubating alien invaders blocking re-infection. This quickens disease elimination, restores the immune system and supports detoxification. Permanent magnets, no matter how strong, will not nor can not scavenge pathogens, with induced back-emf currents. You must have a sharp time-varying magnetic impulse, never just a magnet.

3. **Silver Colloids:** Pennies-per-gallon self-made perfected ionic colloids greatly assist in eliminating all known pathogens and guard against opportunistic infections. This "second immune system" is synergistic with steps 1, 2, and 4.

4. **Drinking Ozonized Water:** provides rapid, safe, totally natural cell oxygenation without free radical damage. Universal detoxification by oxidation of wastes, dead and neutralized pathogens, (all anaerobic) reduces all to H₂O + CO₂ without colonics, heat, hot tubs, exercise, liver and kidney flushing, herbs or other modalities. A low-cost, O₃ generator is fully described.

+++++

These four do-it-yourself tools are fully disclosed with detailed illustrated instructions for use. Utilized together and for two hours a day for about three weeks, they eliminate all infectious and "incurable" diseases. There is nothing to buy after acquiring your instruments. Your only expense is then for replacement batteries. No outside intervention, pharmaceuticals, herbs, enzymes or other treatments appear necessary. Some persons may need extra rest, liquids, trace minerals plus vitamins B and C during recovery. Malingerers justify avoidance by repeatedly demanding more "proof", being more comfortable with peer approval than anything new. If you show 100 cures, they'll insist on 1000..

Have these four proven cures been known previously? Apparently, but not in combination. Related discoveries have been reported in medical journals and patents for over 100 years. Most were lost, ignored, disbelieved or suppressed by doctors and pharmaceutical cartels because this knowledge thwarts profiteering from people's suffering. US patents on related inventions establish public domain by prior state-of-the-art (many are pre-1982). Such miracle "cures" have been independently rediscovered many times and proven effective. Lately all four combined therapies were tested. This proved to be a synergistic breakthrough - the magic-bullet solution to most diseases was found and confirmed by clinical studies including numerous PCR tests plus disappearance of all symptoms.

Why haven't doctors revealed this before now? A patient cured is a medical customer lost ! When actualized, these data could interrupt HMO profits; disrupt medical-pharmaceutical cartels, abort all biological warfare plagues; eliminate most drugs, medicines, debility, and early deaths; wipe out hospital and health care capital investments; minimize insurance machinations; dramatically abate sickness and suffering; plus imperil social security futures with bankruptcy; wreck sales of supplements, herbs, homeopathic and other health "remedies", machines, and practitioner's incomes. These are not politically correct.

It might permit a few ethical practitioners to keep their Hippocratic oaths by giving back the patient's sovereignty instead of serving the AMA, FDA, and drug cartels for profit. But this could decimate their incomes.

Blood Electrification - The easy in-Vivo way

Revision January 15, 1998 Informational use only. Not intended as medical advice. Copyright © 1997 Robert C. Beck

Several years of experimentation and thousands of successes have resulted in simple, fast, proven ways to implement this most important step in self healing.

You must electrify one to two hours daily for three weeks

1. Build or purchase a ready-to-use device, or put finishing touches on a nearly-completed kit costing \$89 from Action Electronics, 1300 E. Edinger, Santa Ana, CA 92705. (714)-547-5169.
2. Prepare and label a sea-salt-in-water solution for electrode wetting. Use 1/2 teaspoon of sea salt in a 2 ounce dropper bottle. Greater salt concentration can cause osmotic skin burns, irritation and rash. Add water and 4 drops of Purex or Clorox, a few drops of wetting agent like Kodak Photo Flow, ethylene glycol, or 409 kitchen spray-cleaner. Let salt dissolve. Filter through paper towel to clarify this storable conductive interface between cotton covered electrodes and skin. NEVER let bare metal electrode or any small area of metal touch skin directly, or it will burn. Use natural salt only, not table salt containing iodine for goiter and aluminum and silicates to insure easy pouring.
3. For best electrical conductance scrub skin at electrode locations with an alcohol swab or soap and water to eliminate skin oils, grime, dead skin cells, etc., Rinse and dry. With fingertip rub a drop of salt water into skin at each electrode site.
4. Referring to illustrations, carefully feel for pulses and trace a line about 1 inch long at each wrist site precisely on top and in-line (parallel) with located blood paths. Pulses on Ulnar location opposite thumb are harder to feel. Never place electrodes over new lesions, cuts, abrasions, or sunburn. Muscle twitching in palm and fingers is normal and experienced occasionally.
5. Dip into bottle to saturate initially. Position wet electrodes not over $\sim 3/32$ " wide and 1-1/4" long to wrist precisely over traced pulse paths. Slide each from forearm side underneath a snug 1" wide stretch elastic band with Velcro® retaining overlapped ends. One electrode positions on radial (thumb) side, the second on other (ulnar) inside of same wrist. Current is confined to blood in lower forearm. Very little electrification is detectable elsewhere thus making it safer for heart-pacer users. The wrist electrode placements are more convenient and faster than any other positions.
6. Put larger units in pocket and run electrode cord down sleeve or strap the smaller electrifier (single battery Sota instrument) with stretch-band to forearm. Plug in electrodes, turn on and advance slowly to comfortable level. The Sota is small, convenient, unobtrusive, uses one instead of three 9V batteries. Neither interferes with normal activities. (Sota Instruments, PO Box 2616, Central Postal Station, Richmond, BC, Canada V6Y 3V3 1-(800)-224-0242).
7. Re-adjust power occasionally to maximum comfortable level. You can now even sleep with it on without fear. When the treatment (about two hours per session daily for a month but only after detoxifying) is done, turn it off and put it aside until tomorrow. When red and green LED's flash alternately with electrodes unplugged you know it's working properly. Blood cleansing can be speeded with heat. Example: wrapping forearm with electrodes in heating pad set to high.
8. Keep electrodes wet by re-moistening with drops of salt water occasionally using eye dropper in bottle's cap. When finished, rinse wrists. Wash electrodes periodically with soap, water and soft toothbrush to eliminate skin oils and soil. Soaking overnight will dissolve caked salt. Discoloration at ends is normal. When frayed or worn, discard old covers and re-wrap stainless rods with 3 turns of 100% cotton flannel. Wrap tightly with a few turns of thread to end, spiral back to beginning and tie. Electrodes should last for months, but wire leads break and must be replaced eventually.

What's inside the box? Preferred electrifiers must generate a 3.9 Hz (not critical) biphasic sharp-rise-time square wave, $\pm 27V$ peak adjustable output, 50% duty cycle, capable of delivering several milliamperes into a low resistance load at skin surface ($\pm 2000 \Omega$ impedance) which after losses in tissue resistance delivers the necessary 50 to 100 microamperes through flowing blood. This suppressed medical discovery is proving to neutralize or eliminate all parasites and their mycotoxins, fungi, viruses, microbes, germs, pathogens, bacteria, or any other foreign invaders in blood without drugs. There are no known side effects to healthy cells, tissue, or fluids. Elimination of blood pathogens can be verified by examining blood under dark field / phase contrast microscopy.

Precautions: Badly debilitated patients such as full-blown AIDS victims should begin at less than 20 minutes every second day and flush by drinking lots of pure water preferably ozonized because their systems will go into rapid detoxification causing physical problems called Herxheimer's syndrome. Users taking ANY medications, herbs, toxic vitamins or even traces of garlic in food should minimize such presence in blood for at least two days before starting and avoid irritants including coffee, tea, alcohol, tobacco, medications, recreational drugs, etc., during the several weeks of recovery. "Electroporation" is shown to increase dosage levels up to 20X of anything drunk, shot, or ingested thus causing problems. This is documented by J.C. Weaver, Harvard-MIT, *Jr. Cellular Biochemistry*, 51: 426-435; 1993. Patients needing essential medications should take them immediately **after** turning off electrification and wait 24 hours before next blood cleansing. This lets their residues decay to minimum levels in plasma before re-electrifying. If detoxing becomes disturbing, proceed even more slowly. Symptoms may include fever, giddiness, dizziness, headaches, light-headed vagueness, nausea, skin rashes, eruptions, itching, boils; coughing, kidney and liver discomfort, aches, general malaise, inflammations, frequent urination, and sluggishness. Use caution when detoxing patients with impaired liver or kidney function. But remember it's far better to force wastes *out* of your system than leaving stored where they may have been hiding for years.

Treat slowly if initial discomfort occurs. Electrification will profoundly affect your health and provoke your deepest mind-sets such as everyone's unconscious conflicting death wishes. This generally causes noticeable anxiety and depression.

Offered for Educational and Informational Purposes only; not intended as Medical Advice

Preliminary data January 15, 1998 Copyright © 1997 Robert C. Beck

Recent re-evaluation of ozone suggests that while it is controversial as a stand-alone therapy, O₃ when directly ingested in water simultaneously with electroporation (biphasic microcurrents in arteries) provides a truly remarkable boost to total system oxygenation, **plus natural and rapid detoxification**. Measurements show dramatic increases in blood oxygen within minutes using meters like the Nellcor® NPB-40 "Percent Oxygen Saturation Meter" (Nellcor Puntan Bennett, Inc., Pleasanton, CA 94599, 1-(800)-NELLCOR). Many different "Ozonizers" sold at health expos for prices up to \$4700 are large heavy suitcases, must plug into AC, and almost universally use vastly inferior Ultra-Violet systems and bottled oxygen instead of the preferred high-voltage cold-corona utilizing air for ozone production. Described here is a superior design producing faster, more concentrated O₃ than other available home units. It is a very portable three-way, stand-alone system. You can choose to utilize either internal battery power, or AC plug-in, or car lighter powered input. It can be put together by anyone for a fraction of the cost of top-of-the-line ozonizers. A second cheaper but slower do-it-yourself design using AC power only is also shown here. It uses inexpensive parts for the budget-minded but still works superbly. O₃ unlike other forms of oxygen carries negative electrical charges that specifically counteract free radical damages, scavenge crosslinking and re-charge depleted cells. Ionic silver colloids also greatly assist this "rejuvenation" process by restoring free electrons.

O₃ rapidly converts (oxidizes) all known toxins and wastes long present in your body cells to H₂O and CO₂ which flush out easily and rapidly without utilizing colonics, lymph, spleen, liver, or kidney detoxing or any other treatments.

BUILDING A COMPACT, LINE-INDEPENDENT AC/DC LOW COST POWERFUL OZONE GENERATOR USING AIR AND NOT REQUIRING EXPENSIVE BOTTLED OXYGEN

Connect together in this order

1- 12.6 V-1.2 Ampere-hour rechargeable lead-acid gel-cell battery (~1-1/2 hr./charge)	\$ 16.50
1- In-line fuse holder (EM brand GMA 18 Ga.)	2.49
1- 5- 8 Amp short fuses; Female spade .187, 18-22 GA battery connectors	3.15
<i>Action Electronics, 1300 E. Edinger, Ave., Santa Ana, 92705 (714)-547-5169</i>	
1- Connector set, cigarette lighter male plug and female jack.	2.50
1- 12V dc to 110V ac inverter (NOTE power brand, model #PW-50)	71.95
<i>Mar Vac Electronics, 2001 Harbor, Costa Mesa, CA 92627 (714)-645-6448</i>	
1- AC adapter to triple outlet (Drugstore)	~ 2.00
1- Aquarium aeration pump (Schego Optimal 5 W 250 liter/hour membrane)	35.00
<i>Strictly Fish, 12227 Harbor Blvd., Garden Grove, CA (714)-750-7151</i>	
1- German Sander brand model 200 fish tank ozonizer, adjustable 0-200 mg O ₃	389.00
<i>TIS Tropical Fish, 16175 Brookhurst, Fountain Valley CA (714)-839-1740</i>	
1- 25 ft. flexible plastic airline tubing 1/4" OD cat. #14507	3.89
1- Check Valve (prevents water from back-siphoning into ozonizer)	2.19
1- Airstone (glass bead or ceramic - not plastic) Fine bubbles, Kordon # 62503	2.49
1- (Optional) Spring-wound timer, 0-60 min. or SPST. switch (Fry's Electronics)	12.00
Switch cuts off system at selected time. Wire between battery and inverter	-----

You may need a plastic, leather, or canvas camera bag or other small carrying case. -----

Total: Retail price for currently preferred system: (Only \$324 wholesale.) \$ 540.50

A less expensive but excellent system is described next. It plugs into 115V AC, uses less powerful and fewer parts, is somewhat slower, but produces the highest quality ozone from ambient air or bottled oxygen.

1- Sander model 25 hi-voltage cold-corona aquarium ozonizer.	\$ 169.99
1- Whisper # 500 aquarium air pump; Silaflex II (not rubber) diaphragm & valves.	26.99
<i>Fishland, 13079 Harbor Blvd., Garden Grove, CA 92643; (714)-741-826</i>	
Misc., plastic tubing, check valve, fine bubble stone, extension cord, etc.	8.60
Total: Retail cost for complete system. (Only \$123.35 Wholesale)	\$ 205.58

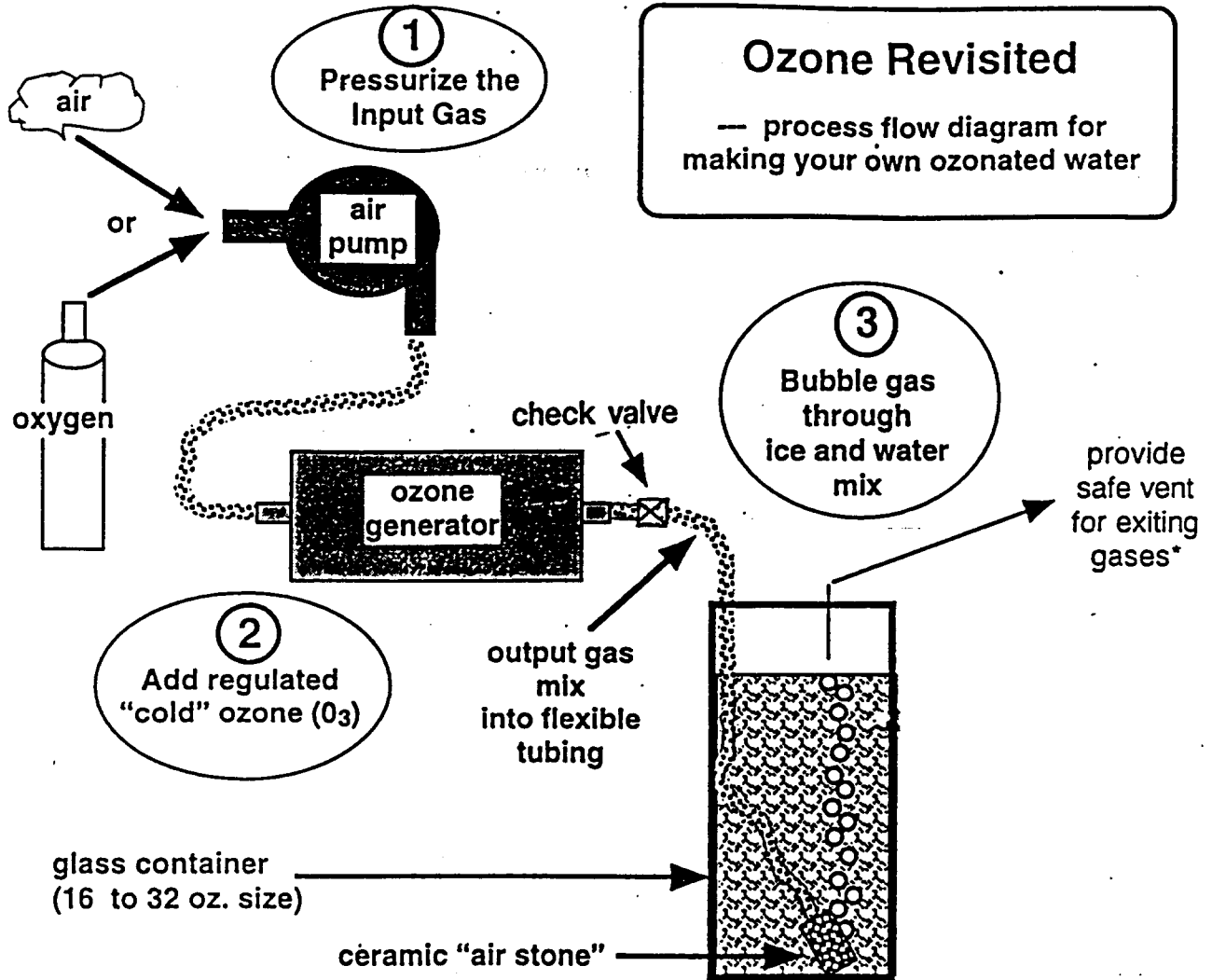
List prices: Sander Ozonizers 25 mg-\$169.99; 50 mg-\$189.99; 100 mg-\$244.99; and 200 mg (most powerful "portable") for \$389. Purchase the strongest corona unit you can afford. Avoid cheaper, weaker Ultra-Violet types.

Note: Nitrogen by-products, oxides and acids produced with air and cold corona discharge have been tested and found negligible and harmless in ozonized drinking water. But hot arcing produces unwanted byproducts using air; pure oxygen does not. So to be safe start with bottled oxygen and pure water only if making O₃ intended for inter-muscular injection, insufflation, direct blood infusions, or with heparin for auto-dialysis (bubbling blood in a vessel for re-injection or "autohemotherapy"). "Medical" (requiring prescription to buy) & "industrial" (welding) oxygen are identical and come from the same tanks at suppliers who charge more by pretending that "medical-grade" oxygen is somehow "different". Ambient air works well for drinkable O₃. The colder and purer your water and the deeper the container for greater pressure plus the smaller the volume of H₂O being bubbled, the most ozone dissolves faster and the longer it lasts. Ideal bubblers are ~3" dia. X 2-1/2 ft. high Teflon or Polypropylene tubes with airstone at very bottom. Tall, thin plastic bottles work almost as well but their greater content takes a little longer for saturation. Non-reactive Pyrex containers are better.

To use: submerge airstone to bottom and "bubble" ~10 OZ containers of 1/2 ice + 1/2 cold tap water for ~5 minutes with the inexpensive design or ~2 min. with the more powerful 200 mg ozonizer. Charge cold water in a large bottle for up to ~25 min. Drink immediately since O₃ without stabilizers even in ice water has a half-life of about 20 minutes so retains its full potency for only a short time. Benefits start in minutes and are far superior to many other expensive products claimed to provide "bound" oxygen (chlorites; ClO₂) or proprietary "Vitamin O" stabilized oxygen boosters. Ozone cannot be stored which is why everyone needs his own generator to make O₃ immediately before using for the best possible results.

Never breathe ozone or ozonized air as it damages (oxidizes) lung tissue even in small quantities.

Bob Beck



Ozone Revisited
 — process flow diagram for making your own ozonated water

4 Finally, set process timer
 (controls O_3 bubbling time, as from 2 to 5 minutes.. see text for details)

➔ **Note: always drink or use ozonated water within 20 minutes after making:**

***Caution: do not breath in ozonated gas... (the chemical activation that gives it power to cleanse is too strong for lung tissue and can easily cause damage)**